




# Online learning developments in undergraduate medical education in response to the COVID-19 pandemic: A BEME systematic review: BEME Guide No. 69

Jennifer Stojan, Mary Haas, Satid Thammasitboon, Lina Lander, Sean Evans, Cameron Pawlik, Teresa Pawilkowska, Madelyn Lew, Deena Khamees, William Peterson, Ahmad Hider, Ciaran Grafton-Clarke, Hussein Uraiby, Morris Gordon & Michelle Daniel


To cite this article: Jennifer Stojan, Mary Haas, Satid Thammasitboon, Lina Lander, Sean Evans, Cameron Pawlik, Teresa Pawilkowska, Madelyn Lew, Deena Khamees, William Peterson, Ahmad Hider, Ciaran Grafton-Clarke, Hussein Uraiby, Morris Gordon & Michelle Daniel (2022) Online learning developments in undergraduate medical education in response to the COVID-19 pandemic: A BEME systematic review: BEME Guide No. 69, Medical Teacher, 44:2, 109-129, DOI: 10.1080/0142159X.2021.1992373



To link to this article: <https://doi.org/10.1080/0142159X.2021.1992373>

 View supplementary material 

 Published online: 28 Oct 2021.

 Submit your article to this journal 

 Article views: 1114

 View related articles 

 View Crossmark data 

 Citing articles: 2 View citing articles 

## Online learning developments in undergraduate medical education in response to the COVID-19 pandemic: A BEME systematic review: BEME Guide No. 69

Jennifer Stojan<sup>a\*</sup> , Mary Haas<sup>a\*</sup>, Satid Thammasitboon<sup>b</sup>, Lina Lander<sup>c</sup>, Sean Evans<sup>c</sup>, Cameron Pawlik<sup>a</sup>, Teresa Pawilkowska<sup>d</sup>, Madelyn Lew<sup>a</sup>, Deena Khamees<sup>e</sup> , William Peterson<sup>a</sup>, Ahmad Hider<sup>a</sup>, Ciaran Grafton-Clarke<sup>f</sup> , Hussein Uraiby<sup>f</sup>, Morris Gordon<sup>g,h</sup> and Michelle Daniel<sup>c</sup> 

<sup>a</sup>Internal Medicine and Pediatrics, University of Michigan Medical School, Ann Arbor, MI, USA; <sup>b</sup>Department of Pediatrics, Texas Children's Hospital and Baylor College of Medicine, Houston, TX, USA; <sup>c</sup>Family Medicine and Public Health, University of California San Diego School of Medicine, La Jolla, CA, USA; <sup>d</sup>RCSI University of Medicine and Health Sciences, Dublin, Ireland; <sup>e</sup>McGovern Medical School, University of Texas Health Science Center, Houston, TX, USA; <sup>f</sup>School of Medicine, University of Leicester, Leicester, UK; <sup>g</sup>Blackpool Victoria Hospital, Blackpool, UK; <sup>h</sup>School of Medicine, University of Central Lancashire, Preston, UK

### ABSTRACT

**Background:** The COVID-19 pandemic spurred an abrupt transition away from in-person educational activities. This systematic review investigated the pivot to online learning for nonclinical undergraduate medical education (UGME) activities and explored descriptions of educational offerings deployed, their impact, and lessons learned.

**Methods:** The authors systematically searched four online databases and conducted a manual electronic search of MedEdPublish up to December 21, 2020. Two authors independently screened titles, abstracts and full texts, performed data extraction and assessed risk of bias. A third author resolved discrepancies. Findings were reported in accordance with the STORIES (STructured apprOach to the Reporting in healthcare education of Evidence Synthesis) statement and BEME guidance.

**Results:** Fifty-six articles were included. The majority ( $n=41$ ) described the rapid transition of existing offerings to online formats, whereas fewer ( $n=15$ ) described novel activities. The majority ( $n=27$ ) included a combination of synchronous and asynchronous components. Didactics ( $n=40$ ) and small groups ( $n=26$ ) were the most common instructional methods. Teachers largely integrated technology to replace and amplify rather than transform learning, though learner engagement was often interactive. Thematic analysis revealed unique challenges of online learning, as well as exemplary practices. The quality of study designs and reporting was modest, with *underpinning theory* at highest risk of bias. Virtually all studies ( $n=54$ ) assessed reaction/satisfaction, fewer than half ( $n=23$ ) assessed changes in attitudes, knowledge or skills, and none assessed behavioral, organizational or patient outcomes.

**Conclusions:** UGME educators successfully transitioned face-to-face instructional methods online and implemented novel solutions during the COVID-19 pandemic. Although technology's potential to transform teaching is not yet fully realized, the use of synchronous and asynchronous formats encouraged virtual engagement, while offering flexible, self-directed learning. As we transition from emergency remote learning to a post-pandemic world, educators must underpin new developments with theory, report additional outcomes and provide details that support replication.



### KEYWORDS

Best evidence medical education; remote learning; online learning; undergraduate medical education; COVID-19


## Introduction

Physical distancing requirements generated by the COVID-19 pandemic resulted in an unprecedented transition to online learning across the continuum of medical education (Gill et al. 2020). Traditionally, learning in undergraduate medical education (UGME) has occurred in person in a variety of physical spaces, including classrooms for lectures and small group activities, simulated clinical environments for clinical and procedural skills, and laboratories for anatomic dissection and other lab-based skills. Students have also engaged in workplace-based learning in a variety of clinical settings.

Although online learning has been gaining traction as an alternative or to enrich in-person educational activities for some time, the COVID-19 pandemic accelerated the transition away from physical locations (Daniel et al. 2021). A number of terms are used interchangeably to describe online learning, including e-learning, web-based learning, remote learning, computer-assisted instruction, and internet-based learning (Ruiz et al. 2006). Online learning may be synchronous, asynchronous or both. Synchronous online learning occurs 'in real time,' whereas asynchronous learning does not require teachers and learners to be online simultaneously (Hrastinski 2008; Worthington 2013).

**CONTACT** Jennifer N. Stojan  [jstojan@umich.edu](mailto:jstojan@umich.edu)  Internal Medicine and Pediatrics, University of Michigan, 3119 Taubman Center, SPC5376, 1500 East Medical Center Drive, Ann Arbor, MI 48109, USA

\*These authors contributed equally and should be considered as Joint first-author.

 Supplemental data for this article can be accessed [here](#).

### Practice points

- A range of instructional methods were successfully transitioned online (e.g. didactics, small groups, PBL, TBL, clinical skills) and novel approaches implemented (e.g. mixed-reality).
- Synchronous, asynchronous and combined approaches provided opportunities for virtual engagement, active learning and connectivity, as well as flexibility and self-directed learning.
- Technology (e.g. video-conferencing software) was largely used to replace or amplify traditional teaching, but technology's potential to transform teaching remains largely unrealized.
- Higher quality study designs and reporting are urgently needed, including studies that incorporate validity evidence into evaluation tools and those that underpin educational developments with theory.

The benefits of online learning are well-established and include the ability to provide more flexible and personalized teaching, while making accessing, updating, standardizing and distributing content easier (Wentling et al. 2000; Rosenberg 2001; Ruiz et al. 2006). Additionally, online learning allows for collaborations across institutions that reduce duplicative efforts, enhance the quality of curricula and serve large numbers of learners (Chen et al. 2019). When thoughtfully designed and implemented, online learning can help optimize principles of adult learning theory, by emphasizing adaptability to a variety of learning styles, autonomy, motivation, self-direction and reflection (Taylor and Hamdy 2013).

Evidence involving primary, secondary and higher education learners has shown that online learning is non-inferior and possibly superior to face-to-face instruction (Means et al. 2009). A scoping review of online lectures in UGME found that students reported high satisfaction and demonstrated improvement on knowledge tests (Tang et al. 2018). Some online learning proponents have argued that COVID-19 has provided medical educators with a golden opportunity to revamp or even eliminate traditional classroom didactics, to capitalize on new digital infrastructures and flexibility, to promote widespread use of flipped classroom formats and shorter lectures, and to encourage multi-institutional access to resources through technology (Chen and Mullen 2020; Emanuel 2020).

The transition to online learning was a prominent theme in two recent systematic reviews investigating the impact of COVID-19 on medical education: a rapid review by Gordon et al. (2020) that included 49 articles, and a follow up scoping review by Daniel et al. (2021) that included an additional 127 articles published through mid-September 2020. These reviews identified a need to further investigate the transition to online learning and ultimately spurred three additional systematic reviews: one focused on non-clinical educational experiences in UGME (i.e. this review), one focused on nonclinical educational experiences in postgraduate medical education (PGME), and one focused

on clinical experiences across the UGME to PGME continuum.

This review of online learning should be contextualized using the lens of 'emergency remote teaching' (ERT), which was defined by Hodges et al. (2020) as a temporary shift of instructional delivery to an alternate mode prompted by crisis circumstances. The primary goal of ERT was to provide continued access to instruction during an acute emergency, which is distinctly different from the goals of planned online learning. ERT was not necessarily intended as a long-term solution, though the prolonged nature of the pandemic has meant that many online interventions have remained in place. This 'long haul' ERT has placed immense strain on medical educators, who have persistently innovated and adapted, despite burnout and physical and emotional exhaustion (Masters 2021).

The aim of this review was to synthesize published reports of developments in UGME in response to the COVID-19 pandemic, focusing on the 'pivot' to online learning and de novo developments in remote learning for non-clinical educational activities. Our review included publications described in the past two reviews (Gordon et al. 2020; Daniel et al. 2021), as well as newly published works. We addressed the following:

- What novel solutions or developments were deployed as institutions pivoted from face-to-face to remote/online learning? (i.e. description, or 'what was done') (Cook et al. 2008)
- What was the impact of these changes? What educational (Kirkpatrick's) outcomes have been reported for these medical education developments? (i.e. justification or 'did it work?')
- What lessons were learned by the teams who deployed these developments that can guide future practice? (i.e. implications or 'what's next?')

### Methods

This review was conducted in a relatively rapid time frame with 15 weeks elapsing from inception to completion, in order to meet the goal of providing educators actionable and timely information to build upon during the ongoing pandemic. The methodological rigor of the approach was not compromised by speed. We embraced both positivism (through alignment with the principles of systematic reviewing) and constructivism (by applying qualitative synthesis methods). Systematicity was emphasized from the search strategy to the synthesis methods (Gordon et al. 2019), with our prior work (Gordon et al. 2020; Daniel et al. 2021) serving as guides. The study protocol was posted to the Best Evidence in Medical Education (BEME) website. Study reporting was aligned with the STORIES (STructured approach to the Reporting In healthcare education of Evidence Synthesis) statement (Gordon and Gibbs 2014) and BEME guidance (Hammick et al. 2010).

### Search strategy

Consistent with our prior reviews, an electronic search was performed in four databases (MEDLINE, EMBASE, CINAHL, and PsychINFO). Our search strategy was developed by a

librarian using the Accelerator Polyglot search translation tool (Clark et al. 2020). The full search strategy can be found in [Supplementary Appendix 1](#). PubMed was searched from August 2020 to December 21, 2020. We overlapped the dates of our prior search (Daniel et al. 2021) by a few weeks to ensure that no articles were missed. The other databases were searched from January 1, 2020 to December 21, 2020, as there was no option to delineate by month in these databases. A manual electronic search of MedEdPublish was conducted, with the authors reviewing every title and abstract for the time period specified.

Deduplication was conducted using the modified Bramer method (Bramer et al. 2016). Citations were uploaded into DistillerSR (Evidence Partners, Ottawa, Ontario, Canada), a data management system for conducting systematic reviews, wherein additional duplicates were removed.

### Study selection

The following inclusion criteria were used:

- The study described a development in medical education explicitly deployed in response to COVID-19.
- The study involved a 'pivot' to online learning or a novel remote learning development intended to continue learning previously delivered face-to-face in a classroom, clinical skills suite, lab or other 'non-clinical' or 'non-workplace' environment.
- The study was in undergraduate medical education.
- The study included medical students.
- The study described Kirkpatrick's outcomes (Level 1: satisfaction/reaction; Level 2a: changes in attitudes; Level 2b: changes in knowledge or skills; Level 3: behavioral change; Level 4a: change in organizational practice; Level 4b: change in clinical outcome) (Kirkpatrick and Kirkpatrick 2016).
- The study was in any language.

The following exclusion criteria were used:

- The study was an opinion piece, perspective, call for change, needs assessment or other study where no actual development was deployed.
- The study described other developments in response to COVID-19 that did not involve online/remote learning (e.g. in-person simulations, assessments, well-being, clinical service reconfigurations, interviews, service provision).
- The study was in postgraduate medical education only.
- The study described remote or distance learning explicitly deployed to replace workplace-based (clinical) learning.

Author pairs (JS, CP, AH, HU, CGC, DK, WP, MD) independently screened titles and abstracts. Cohen's Kappa was used to calculate inter-rater reliability (McHugh 2012). Two authors independently reviewed full texts and documented reasons for exclusion. Discrepancies were mediated through discussion or involvement of a third author, until consensus was achieved. For articles written in other

languages, Google Translate was utilized to convert articles into English.

Full text screening was conducted in three stages. In the first stage, we utilized the same full-text screening form used by Daniel et al. (2021). This allowed us to identify all new developments related to COVID-19 since our last review, helping build our database for future studies. In the second stage, we honed in on developments describing a 'pivot' to online learning or novel remote learning. At this juncture we added in studies from the two prior reviews by Gordon et al. (2020) and Daniel et al. (2021) that focused on the transition to online learning. In the third stage, we classified all of these developments into 3 categories, forming the basis of 3 parallel reviews: (1) remote learning intended to continue learning previously delivered face-to-face in non-clinical or non-workplace environments for *undergraduate* learners; (2) remote learning intended to continue learning previously delivered face-to-face in non-clinical or non-workplace environments for *postgraduate* learners; and (3) remote learning intended to continue learning previously occurring in clinical or workplace environments for learners across the UGME to PGME continuum.

### Data extraction

A data extraction form was modified from our two prior reviews (Gordon et al. 2020; Daniel et al. 2021) and based on BEME Guidance (Hammick et al. 2010). This form was uploaded into Google Sheets to allow for sharing of extracted data. Two studies were extracted by all authors to pilot the form, and a team meeting was held to ensure that all authors had a shared understanding of the data to be extracted. Pairs of authors were then assigned a group of primary studies. They independently extracted information for the table and then met to ensure consensus prior to placing their data in Google Sheets. Discrepancies were resolved with involvement of the lead or senior author (JS or MD).

Data extracted included:

- Article identifiers (authors, title, journal, type of article, length (# pages), month of publication).
- Context (type and number of learners, education focus or specialty, region of the world, organization responsible).
- Characteristics of the educational development (synchronous, asynchronous or both; approach to instruction; transition of established offerings online vs new educational developments).
- Stated purpose of development.
- Brief summary (description) of development.
- Techniques used to increase virtual engagement.
- PICRAT code and intervention type (see below).
- Resources (cost, time, and material resources needed to implement).
- Explicit theories or frameworks underpinning the development.
- Kirkpatrick's outcomes.
- Summary of results.
- Lessons learned as stated by the authors.
- Conclusions as reported by the authors.

- Risk of bias in study methodology (see below).
- Risk of bias in study reporting (see below).

### PICRAT technology integration framework

According to Selwyn (2010), the promises of new technologies often go unrealized because it's hard to imagine the possibilities created by new tools. Thus, we decided to use a technology integration framework known as PICRAT (Kimmons et al. 2020) to analyze how learners and teachers engaged with technology during the pandemic. We aimed to determine the extent to which educators integrated technology to enhance teaching during the rapid shift to online instruction. The tool is applied by completing two statements: (1) the student's relationship to technology is **P**assive, **I**nteractive or **C**reative (**PIC**); and (2) the teacher's use of technology **R**eplaces, **A**mplifies or **T**ransforms (**RAT**) previous teaching practice. The answers create a 2 letter code on a matrix that describes a continuum of technologies' potential to engage learners and transform instructional practices.

### Quality assessment

To assess quality of the included studies, we addressed two distinct and mutually important elements: (1) risk of bias in study methodology and (2) risk of bias in study reporting. Of note, we elected to use quality assessment tools to align with typical reporting standards for systematic reviews. However, we acknowledge that interpretation of the results should occur within the context of ERT in order to avoid unfairly holding authors to standards difficult to achieve during a pandemic.

The Medical Education Research Quality Instrument (MERSQI) was used to assess the quality of study methodology (Reed et al. 2007; Cook and Reed 2015). Points were assigned to various domains including study design, sampling, type of data, validity evidence for the evaluation instrument scores, data analysis and outcomes. Frequencies of scores by domain were tallied.

A visual RAG (red, amber, green) ranking system was used to assess risk of bias in study reporting. This tool was previously used by Gordon et al. (2018), Gordon et al. (2019) and Gordon et al. (2020), and originally modified from Reed et al. (2005). The areas assessed included underpinning theories, resources, setting, educational methods, and content (Table 1). Items were judged to be of low risk of bias (green), moderate risk of bias (amber) or high risk of bias (red).

### Synthesis of evidence

Data from the extraction form was summarized to provide a narrative summary (description). A visual summary of the data was developed, similar to that found in Daniel et al. (2021). Kirkpatrick's outcomes were summarized (justification). Of note, we elected to utilize Kirkpatrick levels as a framework for systematically describing how authors evaluated their educational developments. However, we acknowledge prior criticism of the use of Kirkpatrick levels as a critical appraisal tool in medical education and intentionally avoid inferring hierarchy of the different levels (Yardley and Dornan 2012). A meta-analysis was considered, but the interventions were too heterogeneous to make comparison feasible. A thematic analysis was performed as outlined by Clarke and Braun (2013) concerning lessons learned (implications).

### Results

A total of 11,111 records were identified through database searching and an additional 23 records were found by hand searching MedEdPublish. After duplicates were removed, 7,164 records remained. These were screened by title and abstract and 6,742 records were excluded. Interrater reliability at this stage was  $\kappa=0.91$ . The full text articles were then assessed for eligibility and 283 were excluded with reasons. Of the 139 remaining articles, 58 were excluded because they were not focused on remote/online learning. The remaining 81 articles were combined with the 81 articles focused on remote/online learning previously identified by Gordon et al. (2020) and Daniel et al. (2021). This resulted in a total of 162 studies since December 2019, when COVID was first reported. Of these, 55 articles were excluded as they pertained to the pivot from clinical or workplace-based learning and were included in a concurrent review by Grafton-Clarke et al. currently under review. An additional 51 articles were excluded because they focused on postgraduate medical education, and were included in a concurrent review by Khamees et al., also currently under review. Fifty-six studies involving a pivot from the 'classroom' to remote/online learning in undergraduate medical education were included in our final analysis. The PRISMA flow diagram for article identification is shown in Figure 1.

Supplementary Appendix 2 provides a written summary of all the primary studies included in this review. For the sake of brevity, in the results section, we have not listed specific articles if the associated data is easily identifiable

**Table 1.** Quality assessment/risk of bias of the interventions presented.

Bias source	High quality	Unclear quality	Low Quality
Underpinning bias (U)	Clear and relevant description of theoretical models or conceptual frameworks that underpin the development	Some limited discussion of underpinning, with minimal interpretation in the context of the study	No mention of underpinning
Resource bias (R)	Clear description of the cost / time / resources needed for the development	Some limited description of resources	No mention of resources
Setting bias (S)	Clear details of the educational context and learner characteristics of the study	Some description, but not significant as to support dissemination	No details of learner characteristics or setting
Educational bias (E)	Clear description of relevant educational methods employed to support delivery	Some educational methods mentioned but limited detail as to how applied	No details of educational methods
Content bias (C)	Provision of detailed materials (or details of access)	Some elements of materials presented or summary information	No educational content presented

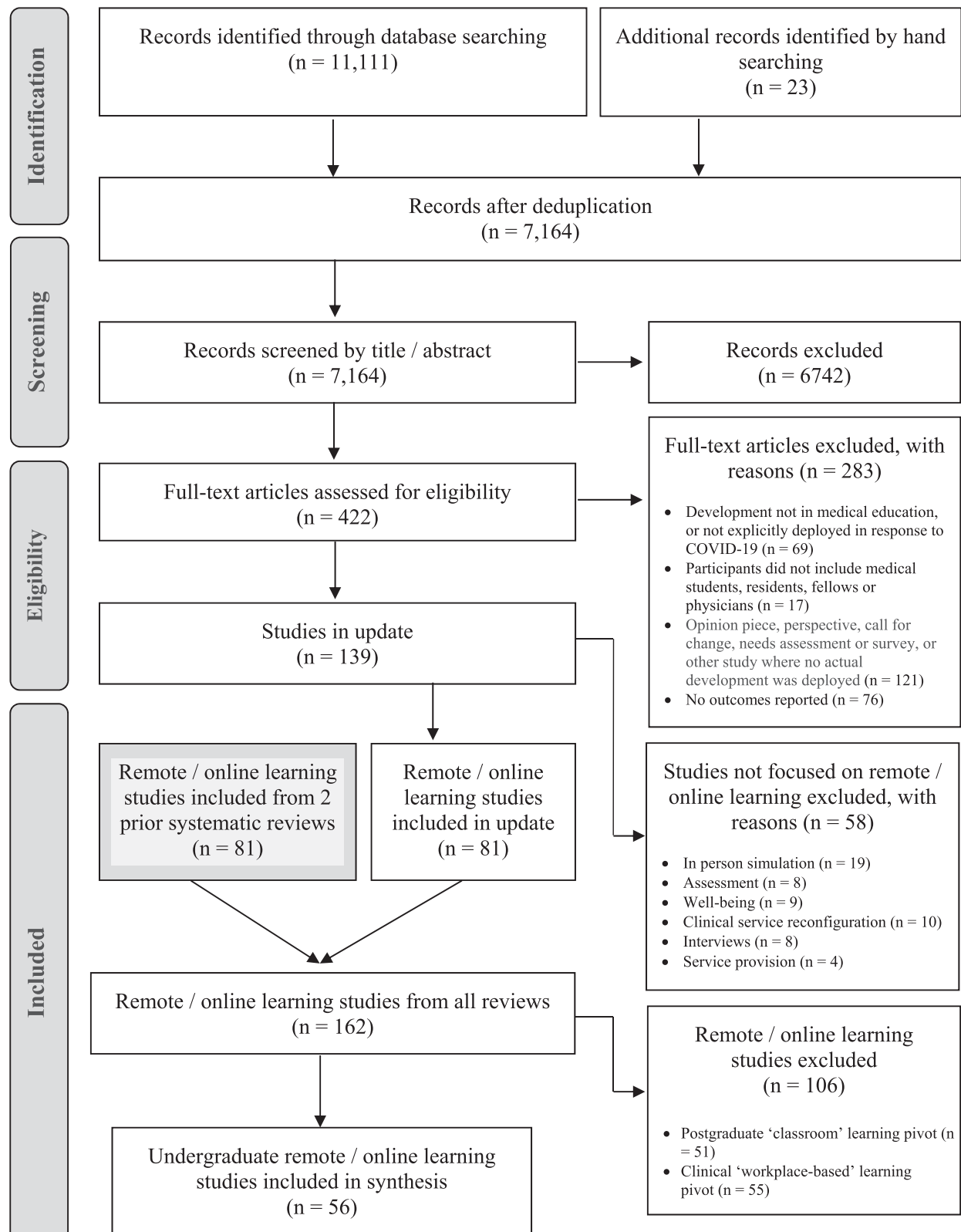


Figure 1. PRISMA flow diagram for included studies.

in [Supplementary Appendix 2](#). [Figure 2](#) provides a visual summary of this data.

### Geographic origin of studies

The geographic distribution of the included studies is demonstrated in [Figure 2](#), origin of publication and [Supplementary Appendix 2](#), column region. Twenty-two studies (39.3%) were performed in the United States, one (1.8%) in Canada, one (1.8%) in Central America, one (1.8%)

in South America, five (8.9%) in Europe, 17 (30.3%) in Asia, seven (12.5%) in the Middle East and two (3.6%) in Oceania.

### Month of publication

The distribution of publication month can be found in [Figure 2](#), month of publication and [Supplementary Appendix 2](#), column month. The earliest articles were published online in March (n = 2). August was the month with the most articles published (n = 11).

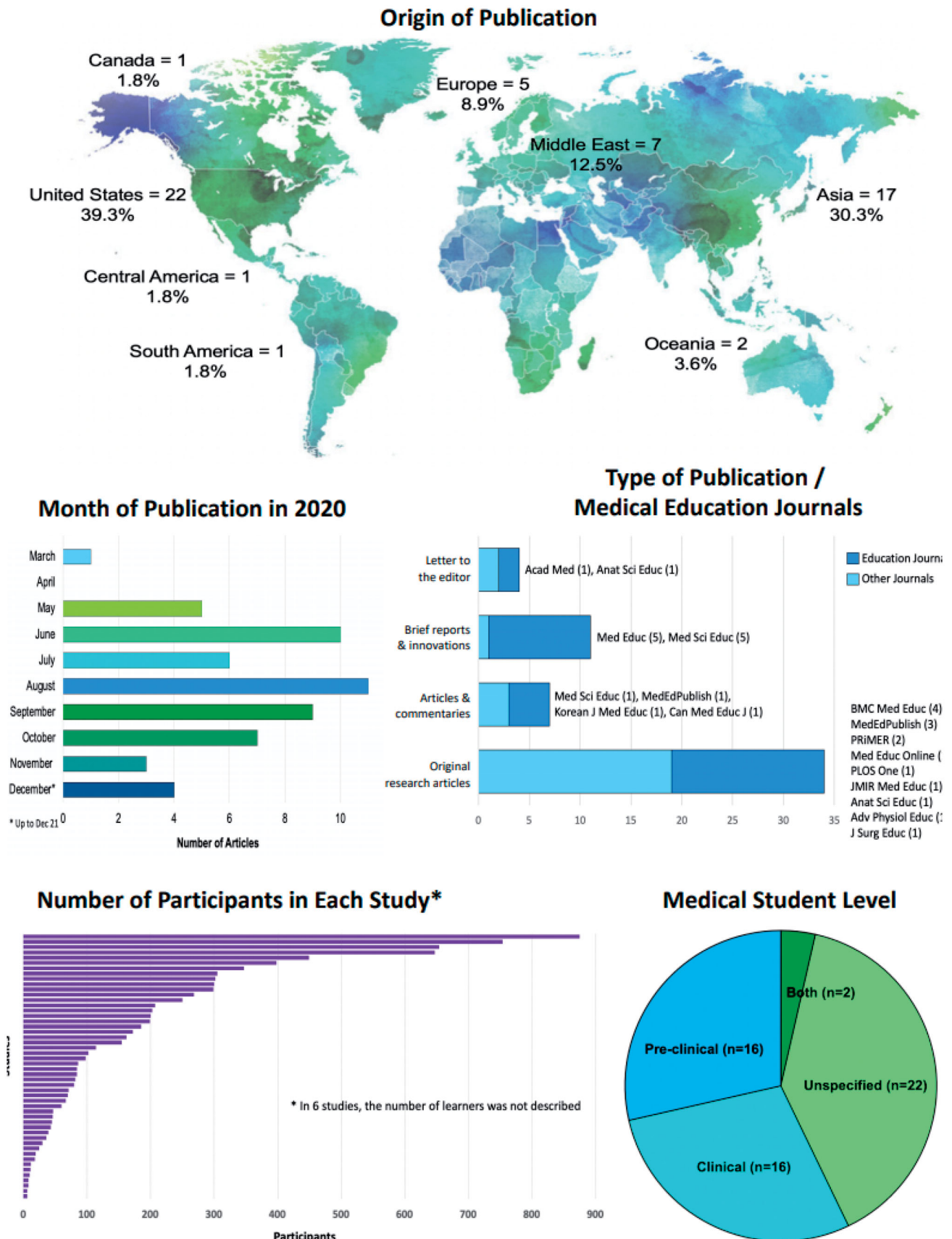


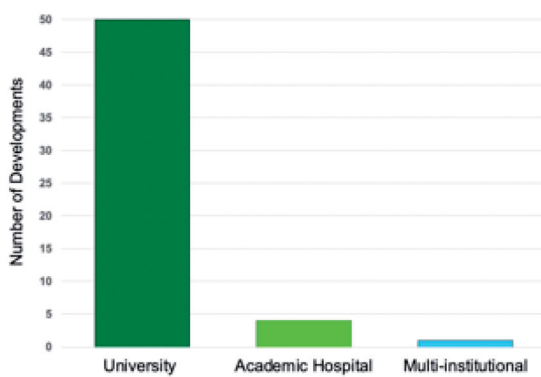
Figure 2. Infographic summarizing key results. Source: Author.

**Type of publication and journals where studies were published**

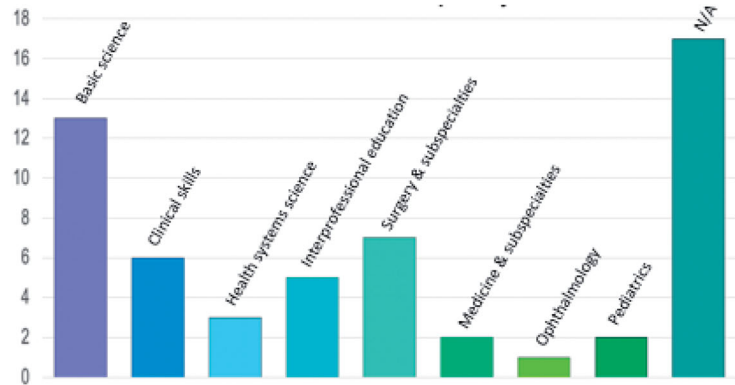
The type of publication fell into four main categories: four (7.1%) were letters to the editor, eleven (19.7%) were brief reports/innovations, seven (12.5%) were articles/commentaries, and thirty-four (60.7%) were original research articles.

Letters to the editor and brief reports/innovations were all 1–2 pages in length, whereas articles/commentaries and original research articles ranged from 3 to 15 pages, with the latter having a specific research focus. Thirty-one studies (55.6%) were published in medical education journals, yet the top ranked journals according to impact factors

### Who is responsible for educational delivery?

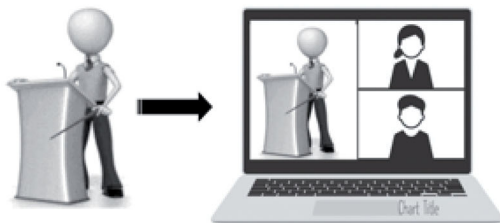


### Education Focus or Specialty



### Established vs New

Transition of established offerings online

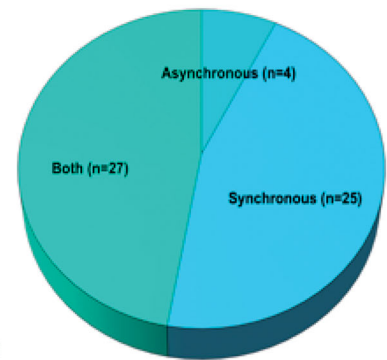


New educational developments



VS.

### Synchronous / Asynchronous Learning



### Type of Instruction (number of studies)

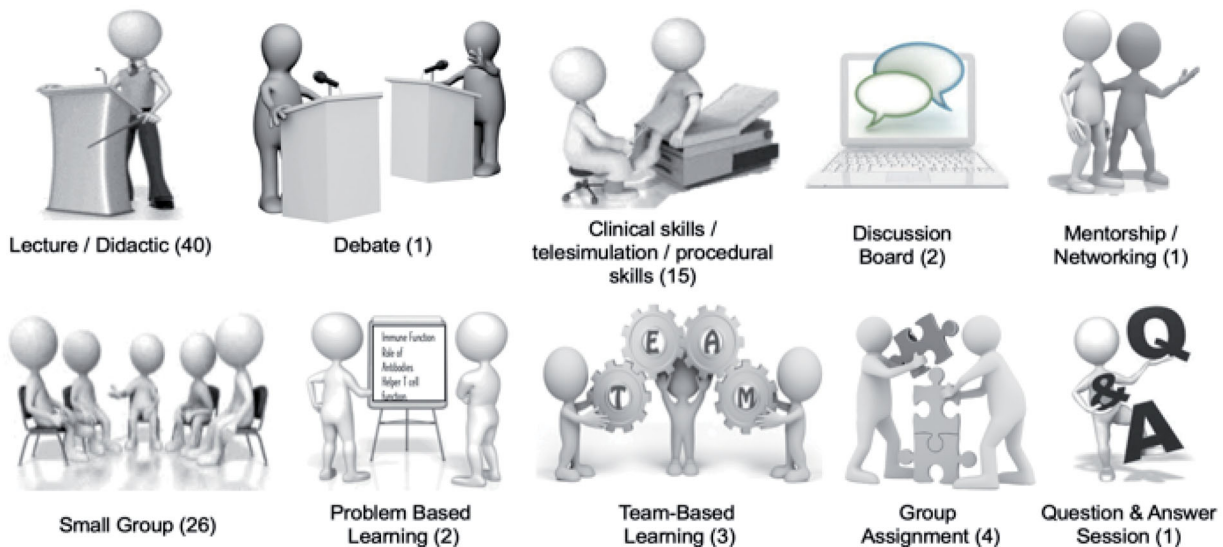


Figure 2. Continued.

(e.g. Academic Medicine, Medical Education, Medical Teacher, Teaching and Learning in Medicine) were either disproportionately represented by brief reports or not represented at all (Figure 2, type of publication/medical education journals and Supplementary Appendix 2, organized by type of publication).

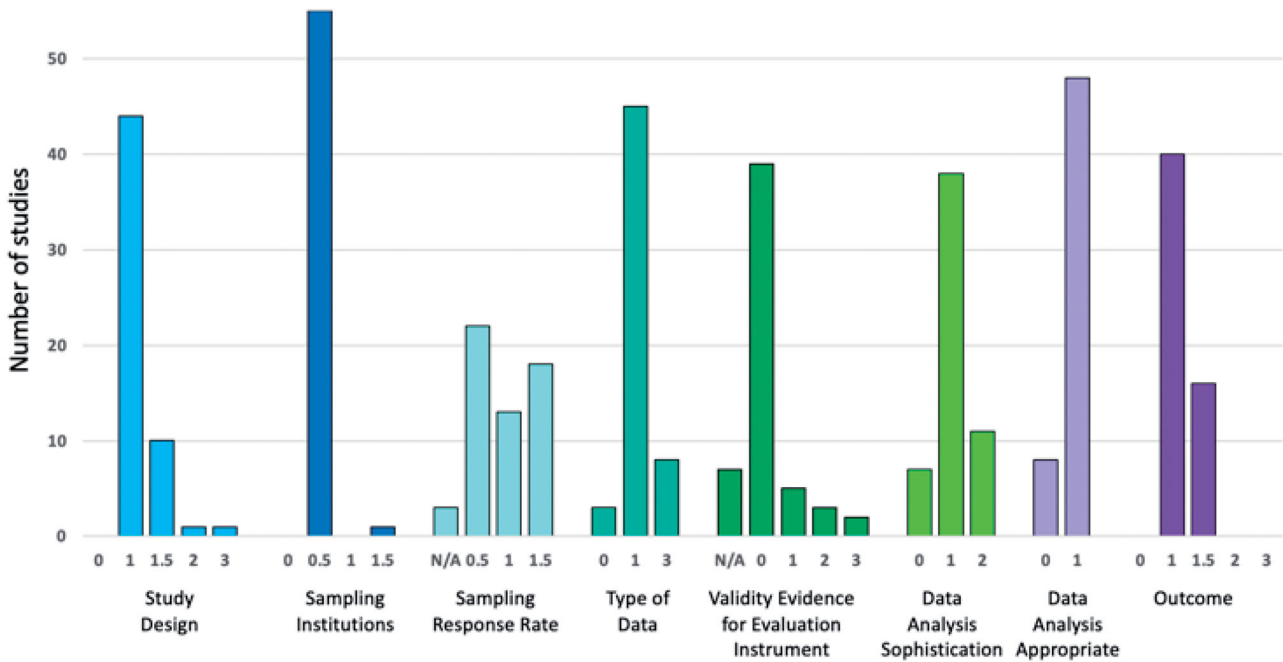
### Participants, institutional setting and medical specialty

The number of learners involved in each study ranged from six to 875 (Figure 2, number of participants in each study and Supplementary Appendix 2, column learners).





### Risk of bias in study methodology (MERSQI scores by category)



### Risk of bias in study reporting

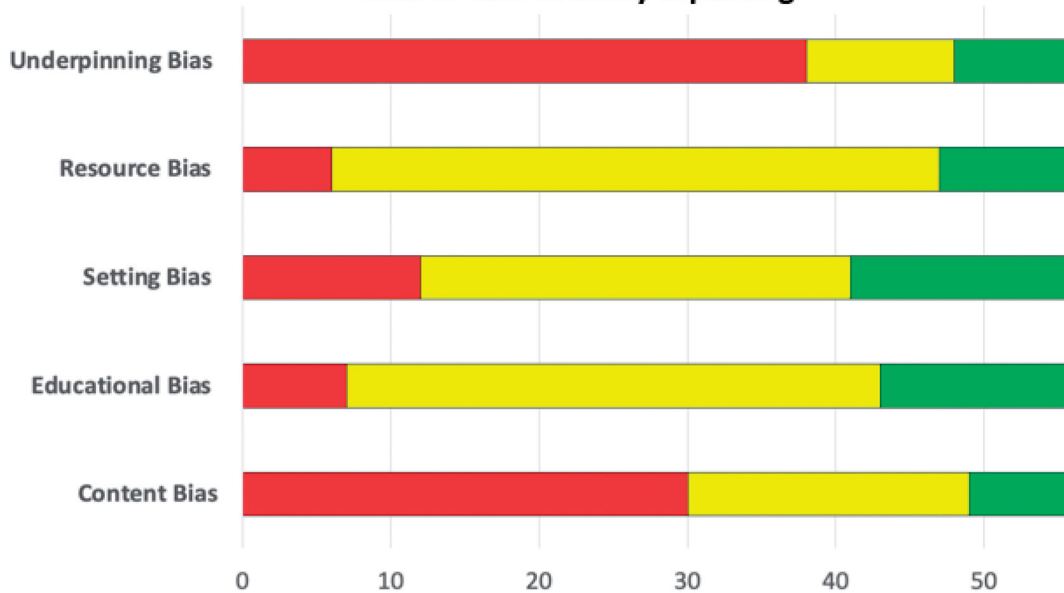


Figure 2. Continued.

therapy, counselling, speech therapy, nutrition, midwifery, athletic training).

Fifty of the studies (89.3%) were performed in a university setting, whereas five (8.9%) occurred in an academic hospital and one (1.8%) was in a multi-institutional setting (Figure 2, who is responsible for educational delivery and Supplementary Appendix 2, column organization responsible).

Several content areas and medical specialties were represented. Thirteen of the studies (23.2%) focused on basic science (e.g. anatomy, physiology, pathology, pharmacology), three (5.4%) on health systems science (e.g. health equity, quality improvement, health policy), five (8.9%) on interprofessional education, and six (10.7%) on clinical skills (e.g. communication skills, physical exam skills, oral

presentations). Five studies (8.9%) occurred in surgery and two (3.6%) in surgical subspecialties (neurosurgery and otolaryngology). One study (1.8%) occurred in internal medicine, with one additional study (1.8%) in a medical subspecialty (cardiology). Two studies (3.6%) occurred in pediatrics and one (1.8%) in ophthalmology. Seventeen studies (30.3%) did not report an area of focus or medical specialty (Figure 2, education focus or specialty and Supplementary Appendix 2, column education focus or specialty).

#### Transition of established offerings online versus new educational developments

Forty-one studies (73.2%) described the rapid transition of in-person educational offerings to online formats utilizing

similar instructional materials and/or approaches (Figure 2, established vs new and Supplementary Appendix 2, column transition of established offerings online vs new educational developments). In these studies, face-to-face 'classroom' experiences (e.g. lectures and small groups) were replicated using video-conferencing software to achieve the same learning objectives among similarly sized groups of students. Simulated experiences (e.g. communication and physical exam skill building) were replicated by leveraging breakout rooms to facilitate remote standardized patient (SP) interactions, role-plays and telesimulations. Laboratory experiences (e.g. anatomy dissections and histology/pathology slide reviews) were largely replaced with online dissection videos, lectures and small group discussion. One unique study utilized mixed-reality technology to simulate three-dimensional space, allowing for physical interaction with the content studied (Wish-Baratz et al. 2020).

Fifteen studies (26.8%) described new educational developments created in response to the pandemic. A few of these developments provided alternative educational experiences in lieu of activities that had ceased: Clemmons et al. (2020) built a pandemic course, covering basic, clinical and health systems science content related to COVID-19; Walton et al. (2020) developed a health policy course that involved writing policy briefs on current topics; and Prasad et al. (2020) developed an interprofessional telesimulation focused on newly pertinent content, including the use of personal protective equipment (PPE) and crisis resource management. A handful of developments specifically embraced novel technologies or features of the online environment: Wintraub et al. (2020) investigated device-accessory pairings (e.g. a chest mount and a GoPro) to facilitate remote visualization of patient encounters, Moro and Stromberga (2020) used serious games (e.g. Kahoot and the King's Request) to teach anatomy, Iqbal et al. (2020) used a cloud-based messaging and file sharing application called Telegram, and Mendez-Reguera and Lopez Cabrera (2020) designed a contest wherein students created and voted on their favorite immunology memes.

One article (1.8%) described both a transition of established content online as well as a new innovation: Garg et al. (2020) moved an existing health systems science and social justice course online, and designed new content specifically related to COVID-19.

### **Synchronous vs. asynchronous vs. a combination of synchronous and asynchronous formats**

Twenty-five (44.7%) of the educational offerings described synchronous learning, four (7.1%) asynchronous learning and 27 (48.2%) some combination of the two (Figure 2, synchronous/asynchronous learning and Supplementary Appendix 2, column synchronous and/or asynchronous).

Synchronous educational offerings utilized video-conferencing platforms to provide teaching in real-time using a variety of instructional methods (see below). While some synchronous learning activities were purely passive (e.g. online didactics), most offered some level of interactivity. Common mechanisms used to foster virtual engagement within the video-conferencing platforms were discussion, chat, question and answer (Q & A) sessions, breakout

rooms, the whiteboard annotate feature, and polling. Other platforms (e.g. WhatsApp, Google documents, Kahoot!) were used in conjunction with video-conferencing tools to allow for further connectivity via instant messaging, collaborative workspaces, or gamification. In addition, teachers used real-time feedback/coaching, facilitated debriefs, and reflective exercises during synchronous sessions to further connect with learners (Figure 2, mechanisms to foster engagement and Supplementary Appendix 2, column techniques used to increase virtual engagement).

Asynchronous educational offerings used learning management systems or shared online storage sites to house educational materials, such as lectures, videos, and readings. Learners were able to access materials and submit assignments in a flexible, self-directed manner that best suited their needs. Sud et al. (2020) described an ophthalmology curriculum consisting of annotated PowerPoints and multiple-choice questions. Mahima et al. (2020) and Singal et al. (2021) both reported on online anatomy curricula, with the former requiring submission of assignments. Sud et al. (2020) and Iqbal et al. (2020) used applications (e.g. Telegram and WhatsApp) that allowed for instant messaging and sharing of files. This allowed communication among participants and crowdsourcing of resources, promoting interactions, even as learners accessed course content at different times.

Educational offerings that incorporated synchronous and asynchronous components harnessed both the flexibility and autonomy of asynchronous content, while providing opportunities for real-time engagement, interactivity and discourse in synchronous formats. These educational offerings incorporated a combination of instructional methods, most commonly asynchronous lectures with synchronous small groups, to allow students to engage in critical thinking and apply their knowledge and skills.

### **Instructional methods**

The educational method most commonly used was the lecture or 'didactic' ( $n = 40$ ) with or without interactive components (Figure 2, type of instruction and Supplementary Appendix 2, column instructional methods). Podcasts, webinars and narrated video-conferences were included under the broader category of 'didactics,' as all these modalities involved a teacher (or a peer) giving an educational talk to students with an aim of transmitting knowledge. The majority of developments that included didactics combined them with other instructional methods. For example, educational offerings that incorporated telesimulation, clinical skills or SP exercises often began with an introductory didactic (Martinez et al. 2020; Rosasco et al. 2020; Sa-Couto and Nicolau 2020; Newcomb et al. 2021).

Small groups ( $n = 26$ ) were the second most commonly utilized instructional method. Small groups provided opportunities for discussions with faculty and peers. Several small groups utilized the format to specifically connect students considering a specialty with faculty in that discipline (Burns and Wenger 2020; Geha and Dhaliwal 2020; Spaletta et al. 2020; Tan et al. 2020; Thum DiCesare et al. 2020; Steehler et al. 2021). Four developments utilized online small groups for anatomy tutorials (Naidoo et al. 2020; Parker et al. 2020; Srinivasan 2020; Wish-Baratz

et al. 2020). Three offerings utilized small groups to foster interaction among students from different health professions (Jones et al. 2020; Rutledge et al. 2020; Robertson et al. 2021). A few combined small groups with simulation or SP activities (Martinez et al. 2020; Mohos et al. 2020) as a mechanism to foster reflection and debriefing.

Clinical skills/telesimulation/procedural skills sessions ( $n=12$ ) were the third most commonly utilized instructional method. Several offerings incorporated standardized patients (SPs) remotely: Rucker et al. (2020) detailed the use of Zoom breakout rooms to replicate formerly in-person SP activities; Mohos et al. (2020) and Sudhir et al. (2020) described communication skills using SPs; and Martinez et al. (2020) outlined telemedicine interactions with SPs. Newcomb et al. (2021) used role-plays to teach communication skills. Telesimulation was also successfully employed via available technological tools in a few studies, including by Prasad et al. (2020) for maternal and neonatal emergencies and Sa-Couto and Nicolau (2020) for a variety of emergent clinical scenarios. One exemplary article, Rosasco et al. (2020), compared in-person behavioral health screenings of SPs by an interprofessional group of learners to a telesimulation experience with a telepresence robot. Schlégl et al. (2020) and Co and Chu (2020) described teaching surgical skills remotely through the innovative use of cameras and video-conferencing technology. Proper positioning of devices allowed teachers to demonstrate skills, then assess learner performance of the skills while providing feedback.

A handful of studies described the implementation of team-based learning (TBL,  $n=3$ ) and problem-based learning (PBL,  $n=2$ ) via video-conferencing platforms. For TBL, Vollbrecht et al. (2020) and Gaber et al. (2020) described utilizing the breakout room features on Microsoft Teams and Zoom, respectively, to achieve the TBL format, while Jumat et al. (2020) described creating new video-conferencing sessions and use of an instant messaging platform to manage side conversations. Different programs utilized different approaches to conduct the individual readiness assurance tests (iRATs), group readiness assurance tests (gRAT), and modified TeamLEAD readiness assurance processes. Jumat et al. (2020) noted that currently no all-encompassing video-conferencing platform exists to facilitate TBL, and the ideal platform would need to facilitate both breakout rooms and administration of individual and group assessments. Of the articles that described remote PBL, Coiado et al. (2020) used Zoom with Google Docs as a virtual whiteboard, Alkhowailed et al. (2020) used Blackboard with Zoom as a backup, and Rehman and Fatima (2020) used Microsoft Teams with WhatsApp group chat. Authors described both PBL and TBL formats as time- and energy-intensive, requiring increased administrative and faculty support, due to new facilitator responsibilities that included managing participants with regard to muting and unmuting, staying on time, and maintaining engagement (Alkhowailed et al. 2020; Coiado et al. 2020; Jumat et al. 2020; Vollbrecht et al. 2020).

Additional instructional methods such as debates (Lapane and Dube 2021), discussion boards (Jones et al. 2020; Mendez-Reguera and Lopez Cabrera 2020), mentorship/networking sessions (Thum DiCesare et al. 2020), group assignments (Cuschieri and Calleja Agius 2020; Geha

and Dhaliwal 2020; Liang et al. 2020; Rutledge et al. 2020) and question and answer sessions (Clemmons et al. 2020) were less commonly described.

### **PICRAT technology integration framework**

The PICRAT Matrix shows the number of developments assigned to each category on a continuum (Figure 2, PICRAT: technology integration framework and Supplementary Appendix 2, columns PICRAT code and PICRAT intervention label). Studies that described multiple interventions were assigned more than one PICRAT category. Our findings revealed that teachers' use of technology during the pandemic largely 'replaced' existing instructional methods. Within this group, a subset leveraged technology for creative replacement (CR,  $n=3$ ). The majority incorporated technology for interactive replacement (IR,  $n=41$ ), and several used technology for passive replacement (PR,  $n=26$ ). Several instances of exemplary uses of technology that 'amplified' traditional practices (PA,  $n=1$ ; IA,  $n=5$ ; and CA,  $n=2$ ) included a multi-view surgical demonstration (Co and Chu 2020), serious games (Moro and Stromberga 2020), point-of-view wearable devices for clinical skills instruction (Wintraub et al. 2020), and student-developed memes (Mendez-Reguera and Lopez Cabrera 2020). Despite the enormous challenges of the pandemic, one study even successfully 'transformed' learning through technological integration to an extent that could not have been otherwise achieved. This study was Wish-Baratz et al. (2020), which used a HoloAnatomy software suite to implement mixed-reality anatomy dissections.

### **Resources explicitly mentioned by authors**

The most commonly listed technological resource was video-conferencing software, including Zoom ( $n=25$ ), Microsoft Teams ( $n=5$ ), Google Meet ( $n=2$ ), WebEx ( $n=1$ ), DingTalk ( $n=1$ ), and unspecified applications ( $n=6$ ) (Supplementary Appendix 2, column resources). Several highlighted use of features within the software application including breakout rooms (e.g. Gaber et al. 2020; Jumat et al. 2020; Thum DiCesare et al. 2020; Vollbrecht et al. 2020) and virtual whiteboards (Coiado et al. 2020). Others highlighted messaging platforms such as WhatsApp or WeChat (e.g. Alkhowailed et al. 2020; Gaber et al. 2020; Naidoo et al. 2020; Rehman and Fatima 2020; Roy et al. 2020; Sud et al. 2020; Zhang et al. 2020). One utilized social media (Facebook group) to target specific students (Chandrasinghe et al. 2020). Learning management systems (Alkhowailed et al. 2020; Fatani 2020; Jones et al. 2020; Joseph et al. 2020; Kim et al. 2020; Sud et al. 2020; Zhang et al. 2020), cloud sharing via Box file systems (Liang et al. 2020), Google Documents/Classroom (Mahima et al. 2020; Sharma et al. 2020; Singh et al. 2020), Telegram (Iqbal et al. 2020), and other storage software (Rutledge et al. 2020) allowed for easy distribution of learning materials and submission of assignments. Examples of novel software to enhance interactivity and engagement included gamification platforms (Moro and Stromberga 2020; Sa-Couto and Nicolau 2020), interactive pathology slide viewing with live annotating capabilities (Parker et al. 2020), as well as interactive polling (Moro and Stromberga

2020; Srinivasan 2020; Tan et al. 2020; Vollbrecht et al. 2020). Innovative use of technologic hardware in medical education included Go-Pro cameras with different accessories (Wintraub et al. 2020), telepresence robots to enhance clinical skills education in the virtual environment (Rosasco et al. 2020), and mixed-reality headsets to facilitate anatomy education (Wish-Baratz et al. 2020).

The majority of articles did not specifically mention direct financial or human resource costs. Some described use of freely available tools (Iqbal et al. 2020; Mahima et al. 2020; Sa-Couto and Nicolau 2020). Several publications broadly highlighted the importance of adequate faculty support and training resources for successful implementation (Jumat et al. 2020; Khalil et al. 2020; Kim et al. 2020; Mahima et al. 2020; Mohos et al. 2020; Naidoo et al. 2020; Sa-Couto and Nicolau 2020; Verma et al. 2020; Vollbrecht et al. 2020). A few provided details regarding time investment for implementation (Clemmons et al. 2020; Steehler et al. 2021). Joseph et al. (2020) noted that new faculty appointments were necessary to quickly produce online educational content. Authors occasionally mentioned other human resources in the form of standardized patients (Martinez et al. 2020; Mohos et al. 2020; Rosasco et al. 2020; Rucker et al. 2020; Shahrivini et al. 2020; Sudhir et al. 2020; Newcomb et al. 2021), administrative support (Jumat et al. 2020; Zhang et al. 2020), technologic support (Coiado et al. 2020; Garg et al. 2020; Jeong et al. 2020; Singh et al. 2020), and creators/facilitators of faculty development tools and sessions (Co and Chu 2020; Fatani 2020; Naidoo et al. 2020; Singh et al. 2020).

### **Theoretical underpinnings explicitly mentioned by authors**

When evaluating underpinning theory in text, we were flexible and applied a broad definition of 'theory' including established theories, frameworks, principles, models, concepts, and approaches (Mann et al. 2011). Slightly more than one third of the papers ( $n=21$ , 37.5%) explicitly described the use of 'theories' supporting the development (Supplementary Appendix 2, column explicit 'theories' underpinning development). Eight papers mentioned 'grand' overarching theories as described by Laksov et al. (2017), e.g. community of inquiry, social learning theory, cognitive learning theory, active learning theory, and cognitive apprenticeship (Fatani 2020; Geha and Dhaliwal 2020; Jumat et al. 2020; Naidoo et al. 2020; Prasad et al. 2020; Rucker et al. 2020; Shahrivini et al. 2020; Tan et al. 2020). The remaining authors used 'mid-range' theories or recognized approaches, e.g. reflective learning, gamification, etc. Text in papers often cited instructional approaches (e.g. TBL, PBL), although did not include an explicit description of underpinning theory. Mention of key words (e.g. 'flipped classroom') without descriptions often resulted in a lack of clarity over whether the underpinning pedagogy had been embedded. The pivoting of education from face-to-face teaching to online models was at times colloquially called 'flipping the classroom,' contributing to this ambiguity. Sometimes more than one theory and approach was applicable and adopted (Fatani 2020; Geha and Dhaliwal 2020; Jumat et al. 2020; Naidoo et al. 2020; Tan et al. 2020). Beyond simply describing the affordances of

technology, one exemplary article grounded the work in theory: Rutledge et al. (2020) described a 4-P framework (Planning, Preparing, Providing, and Performance) which is similar to the ADDIE (Analysis, Design, Development, Implementation and Evaluation) framework (Allen 2006) used in instructional design.

### **Summary of Kirkpatrick's outcomes**

Virtually all studies ( $n=54$ , 96.4%) assessed Kirkpatrick's level 1 (reaction, satisfaction). A smaller percentage ( $n=23$ , 41.1%) assessed levels 2a or 2b (change in attitudes or change in knowledge or skills). No study described Kirkpatrick's levels 3 or 4 (Figure 2, Kirkpatrick's outcomes and Supplementary Appendix 2, columns Kirkpatrick outcome and results). Student perceptions of online learning were neutral to favorable in most studies ( $n=47$ , 83.9%), although many questions explored newly online material as acceptable or not acceptable, or a desirable or undesirable addition to traditional learning, rather than a comparison of on-line versus in-person education. Among the few papers reporting negative impressions ( $n=9$ ) from the students, most involved anatomy, pathology, physical examination skills or surgical skills. A subset of five papers commented on faculty perceptions, which showed a lower rate of positivity than student opinions. Of the studies documenting outcomes 2a or 2b that showed positive impacts on student performance ( $n=3$ ), each assessed student familiarity and facility with new online or telepresence technology. A similarly small number of studies ( $n=3$ ) showed a negative effect on student performance when comparing online teaching to traditional in-person alternatives. Most studies ( $n=17$ ) reported neutral or unclear impacts on student performance, commonly assessing whether student knowledge of a topic was higher at the end of an intervention than at the beginning rather than comparing two cohorts with different interventions.

### **Quality assessment/risk of bias**

#### **Risk of bias in study methodology**

Methodological rigor was assessed using the MERSQI, which revealed lower scores across most domains (Figure 2, Risk of Bias in Methodology and Supplementary Appendix 2, column risk of bias in study methodology (MERSQI)). However, amidst the many challenges of the pandemic, several exemplary studies exhibited exceptional rigor across multiple domains (Fatani 2020; Kim et al. 2020; Naidoo et al. 2020; Parker et al. 2020; Rehman and Fatima 2020; Rosasco et al. 2020; Rutledge et al. 2020; Newcomb et al. 2021). Since we applied the MERSQI to all study methodologies, not just experimental, quasi-experimental or observational studies, there were some gaps (i.e. not applicable (N/A)) in various domains of scoring. Additionally, brevity in reporting of some studies (e.g. letters to the editor) limited description of some items and missing items received a score of 0. Thus, we decided not to report total MERSQI scores.

An analysis of the categories revealed several patterns in the data (Table 2). Single group cross-sectional study designs were the most common ( $n=44$ , 78.6%). Ten (17.8%) used a single group pre-post design, one (1.8%)

**Table 2.** MERSQI Categories, response options, scoring, and number of studies.

Category / Response options	MERSQI Score	Number of Studies
<b>Study Design (SD)</b>		
Not described	0	0 (0%)
Single group cross sectional or single group posttest only	1	44 (78.6%)
Single group pretest and posttest	1.5	10 (17.8%)
Nonrandomized, 2 group	2	1 (1.8%)
Randomized control trial	3	1 (1.8%)
<b>Sampling Institutions (SI)</b>		
Not described	0	0 (0%)
1 institution	0.5	55 (98.2%)
2 institutions	1	0 (0%)
3 or more institutions	1.5	1 (1.8%)
<b>Sampling Response Rate (SRR)</b>		
Not applicable	N/A	3 (5.4%)
<50% or not described	0.5	22 (39.2%)
50–74%	1	13 (23.2%)
> 75%	1.5	18 (32.2%)
<b>Type of Data (D)</b>		
Not described	0	3 (5.4%)
Assessment by study participant	1	45 (80.3%)
Objective	3	8 (14.3%)
<b>Validity Evidence for Evaluation Instrument (VE)</b>		
Not applicable	N/A	7 (12.5%)
Not described	0	39 (69.6%)
Content (1)	1	5 (8.9%)
Internal Structure (1)	2	3 (5.4%)
Relationship to other variables (1)	3	2 (3.6%)
<b>Data Analysis Sophistication (DAS)</b>		
Not described	0	7 (12.5%)
Descriptive analysis only	1	38 (67.9%)
Beyond descriptive analysis	2	11 (19.6%)
<b>Data Analysis Appropriate (DAA)</b>		
Not described or not appropriate for the study	0	8 (14.3%)
Data analysis appropriate for the study	1	48 (85.7%)
<b>Outcome (O)</b>		
Not described	0	0 (0%)
Satisfaction, attitudes, perceptions	1	40 (71.4%)
Knowledge, skills	1.5	16 (28.6%)
Behaviors	2	0 (0%)
Patient / health care outcome	3	0 (0%)

\*This table is adapted from Reed DA, Cooke DA, Beckman TJ, Levine RB, Kern DE, Wright SM. 2007. Association between funding and quality of published medical education research. *JAMA*. 298(9):1002–9.

utilized a nonrandomized two group design and one (1.8%) reported on a randomized control trial. Fifty-five studies (98.2%) sampled only one institution and one study (1.8%) sampled three or more institutions. Sampling response rates were distributed with 21 (37.5%), 13 (23.2%), and 18 (32.2%) studies with response rates of <50% or not described, 50–74% and >75%, respectively. For three studies (5.4%) a sampling response rate was deemed N/A. Type of data presented focused on assessment by study participants for 45 (80.3%), whereas eight (14.3%) presented objective data, and three (5.4%) were not described. Validity evidence was not described in 39 studies (69.6%) representing the domain with greatest opportunity for future improvement on methodological assessment. Data analysis sophistication was low and mostly descriptive, with 11 studies (19.6%) providing tests of statistical inference. Outcomes in 40 studies (71.4%) focused on satisfaction/attitude/perception, whereas 16 (28.6%) noted changes in knowledge/skills.

### Risk of bias in study reporting

We visually portrayed the risk of bias in study reporting (Figure 2, Risk of Bias in Reporting and Supplementary Appendix 2, column risk of bias in study reporting). Reporting quality was low to average across studies and correlated with both article length and type. Short (1–2 page) letters to the editor exhibited the highest risk of

bias, followed by brief reports, then articles. Five studies (Jumat et al. 2020; Naidoo et al. 2020; Rehman and Fatima 2020; Rutledge et al. 2020; Lapane and Dube 2021) were determined as low risk of bias in  $\geq 4$  domains. The domains identified at highest risk of bias were *underpinning* and *content* with 38 (67.9%) and 30 (53.4%) studies not reporting (i.e. red), respectively. *Resource*, *setting* and *educational methods* were more often found to be at moderate risk of bias (i.e. amber), with the majority of studies providing at least some details.

### Thematic analysis of lessons learned

We completed a thematic analysis of the lessons learned as reported by study authors (Supplementary Appendix 2, column lessons learned). The following themes were identified:

#### Added challenges/considerations in the online environment

Pivoting to online remote learning posed significant challenges to the already daunting task of creating engaged learning in a classroom. Studies of most developments, especially those with synchronous learning, highlighted absence of non-verbal cues and suboptimal social interaction within virtual experiences as threats to engaged learning (Shahrivini et al. 2020; Zhang et al. 2020). The

unfamiliar nature of virtual experiences and technical glitches added barriers and challenges for some learners, especially those who were easily distracted or had reticent tendencies. Some learners lacked the focus and self-discipline necessary to remain actively engaged during sessions (Coiado et al. 2020; Shahrivini et al. 2020; Zhang et al. 2020). Without extra effort from instructors to facilitate active learning, learners easily reverted to passive participation (Coiado et al. 2020; Tan et al. 2020). For instructors, the burdens of creating ERT the steep learning curve in catching up with technological advances and the need to adjust their own teaching perspectives posed 'extraneous cognitive load' to deliver high quality teaching (Liang et al. 2020; Verma et al. 2020; Steehler et al. 2021). 'Digital/videoconferencing fatigue' was evident, and compromised learning (Shahrivini et al. 2020; Tan et al. 2020). The 'big elephant' in the room (i.e. the unique stressors imposed by the pandemic, including sickness, uncertainty, stay-at-home orders, lack of childcare, and the 'blurring' of work-life balance) compounded the difficulties of adjusting to remote education. Educators warned others to be mindful about these unique situations and set reasonable expectations of learners (Liang et al. 2020; Vollbrecht et al. 2020).

### **Best practices for online classrooms**

All developments used a videoconferencing platform as a primary approach to creating virtual experiences aimed at replacing in-person classrooms. An overarching theme emerged that 'instructor presence and an interactive style' significantly enhanced teaching quality and learner satisfaction (Fatani 2020). Learners valued extra efforts from the instructors (Mendez-Reguera and Lopez Cabrera 2020). Some simple adjustments in teaching practices (e.g. asking students questions more frequently with significant pauses (>10s), anticipating everything to take extra time online, and/or including quizzes and polling to check learners' understanding of content) significantly augmented learning (Vollbrecht et al. 2020). Other best practices recommended by authors included providing instructions or guides for efficient navigation and use of the video-conferencing platforms, being readily available for clarification and troubleshooting using an app for instant communications, or holding 'virtual office hours' (Cuschieri and Calleja Agius 2020; Mahima et al. 2020; Vollbrecht et al. 2020). Giving private and timely feedback to less engaged learners via the chat function also enhanced participation (Coiado et al. 2020).

### **Using technology to enhance remote engagement**

Chat functionality available in most video-conference platforms created unique opportunities for students to participate in classroom discussions and ask questions without disrupting class flow. This allowed some students to more easily engage with content and lectures through sharing of related references and knowledge and working more with other students (Garg et al. 2020). Remote teaching encouraged faculty to innovate their teaching and integrate tools they may have been reluctant to try before. These included games (Moro and Stromberga 2020), case-based scenarios, and flipped classrooms. Students appreciated digital slide annotation (Parker et al. 2020) and polling tools such as

Poll Everywhere or Zoom to increase engagement and gauge understanding (Srinivasan 2020; Tan et al. 2020; Vollbrecht et al. 2020). Augmented reality or mixed-reality resources such as HoloAnatomy were mentioned in several studies but were generally considered costly with high support needs (Wish-Baratz et al. 2020). In the absence of available in-person clinical skills instruction, mixed-reality was considered an acceptable substitute short-term (Wintraub et al. 2020).

### **Incorporating asynchronous learning to increase flexibility**

Before the pandemic, many instructors prioritized in-class synchronous learning over online asynchronous learning. Some used asynchronous learning only in small parts as pre-session assignments. In many studies, however, students valued the flexibility and self-paced nature of online lectures and the ability to complete assignments asynchronously at their convenience. (Shahrivini et al. 2020; Vala et al. 2020; Zhang et al. 2020). In one study of telehealth education, faculty learned after gaining more experience that some previously in-class modules could be successfully implemented and offered completely online in the future (Rutledge et al. 2020). Given instructors could not replace all learning components on a virtual platform, authors noted that it would be wise to adapt, 'think outside the box' and put effort to flip or transform the classroom whenever possible (Gaber et al. 2020; Vollbrecht et al. 2020).

### **Additional resources required for remote learning**

Considering resources required to transition to remote teaching, time was of the utmost importance. Both instructors and learners needed additional time for preparation and practice using technology (Burns and Wenger 2020; Zhang et al. 2020). Everything took longer and occurred at a slower pace in the virtual environment than in-person, particularly with procedure- and exam-related activities (Burns and Wenger 2020; Coiado et al. 2020; Vollbrecht et al. 2020). Many authors highlighted the reliance on technology resources and the need for a reliable internet connection for teaching, learning, and communicating. Most developments anchored on video-conferencing software (free or premium) and learning management software for course content sharing and organization. Many studies leveraged readily available and free platforms such as communication apps (WhatsApp, Slack, etc.) to provide an easy and efficient way for students to connect with instructors and each other (Gaber et al. 2020; Geha and Dhaliwal 2020; Vollbrecht et al. 2020). In addition, technical and administrative support staff needs increased with the rapid transition as some instructors did not have the required technology literacy (Jumat et al. 2020). In synchronous sessions, having additional assistants or instructors (to monitor chat for questions, transition to breakout rooms, etc.) could contribute to a successful session (Vollbrecht et al. 2020).

### **Exemplary development strategies for online learning**

Examples of noteworthy approaches to the process of educational development were identified by study authors. A medical school in the United Kingdom (Joseph et al. 2020)

chose to empower their faculty to innovate online learning based on their own interpretation of educational principles, rather than any top-down directive. The authors attributed the rapid and successful transition to 'imaginative, committed and creative' faculty who embraced the power of learning technology. Students enjoyed a broad range of learning technologies and various instructional formats, as well as, being involved in short-loop feedback for rapid iterations of the sessions. An interprofessional group of faculty educators who transitioned their existing interprofessional curriculum on discharge planning to a completely virtual experience found themselves modelling the interprofessional education core competencies during the development process, and attributed their success to their own interprofessional teamwork (Robertson et al. 2021). Eight neurosurgery residency programs in the US modeled an exemplary collaboration to organize the first live, cross-institutional virtual training camp to deliver standardized neurosurgical educational content to medical students during the pandemic. Collectively, they afforded the diverse content and availability of experts from numerous programs creating an accessible educational venue to a large number of students with decreased cost (Thum DiCesare et al. 2020).

## Discussion

### Summary of main results

Amidst the stress of the COVID-19 pandemic, the global community of medical educators rose to the challenge and rapidly pivoted classroom, clinical skill and laboratory learning online to safely continue education for medical students. Their experience, summarized in this review, can provide considerable guidance for educators. While the majority of developments represented the transition of existing offerings online, new innovations were also reported. Educators made use of both synchronous and asynchronous learning formats to promote flexibility and interactivity, and described a myriad of ways to foster virtual engagement in both formats. Interactive didactics and small groups were the most common instructional methods, though educators also utilized telesimulation, group assignments and a variety of other formats to provide opportunities for discourse, critical thinking, and application of knowledge and skills. Technology, including video-conferencing platforms and their embedded features, learning management systems, instant messaging applications, and other software and hardware, allowed teachers to 'replace' or even 'amplify' many previously in person activities, although the potential for technology to 'transform' learning remains a 'holy grail' more feasible to achieve outside of the overwhelming demands of the pandemic. Authors described many challenges inherent to the online learning environment that must be considered as we transition to a 'new normal': 'video-conferencing fatigue' threatened engaged learning, social interactions were suboptimal, and faculty instructional burden was high. Authors also highlighted best practices for remote teaching and described how to leverage technology to enhance engagement, incorporate asynchronous learning to promote flexibility, and apply exemplary development strategies for online learning.

### Quality of the evidence base

As indicated by both the MERSQI and the RAG risk of bias in reporting tool, the overall quality of the evidence base one year into the pandemic was modest. We want to highlight two interrelated yet distinct areas for improvement of the primary literature - study methodology and study reporting. Pre-pandemic, several authors highlighted the need for enhanced quality (Wolf 2004; Price et al. 2005; Cook et al. 2007a, 2007b; Howley et al. 2008; Ratanawongsa et al. 2008; Cook et al. 2011), and the time and resource constraints of the pandemic further exacerbated this issue. Most studies exhibited high risk of bias across both quality assessment tools. Rutledge et al. (2020), Rehman and Fatima (2020), and Naidoo et al. (2020) were notable exceptions, being exemplary in both methodologic rigor and reporting. As such, they may serve as a guide for other educators and scholars.

This review and the companion piece on postgraduate medical education (PGME) by Khamees et al. (currently under review) are the first reviews with the complementary use of the MERSQI and the risk of bias in reporting tool for a holistic approach to assessing primary studies. Prior reviews (e.g. Gordon et al. 2020) and the concurrent review by Grafton-Clarke et al. (currently under review) recognized the importance of assessing both methodologic quality and study reporting but attempted to use the Cochrane Risk of bias tool or ROBINS-I (Sterne et al. 2016) for study methodology. That approach had to be abandoned due to challenges with applying the tool to assess different types of articles and with various methodologies. While the MERSQI is better suited to accommodate a range of methodologies, it has limitations. The domains that constitute the MERSQI are most conducive for assessing quality of experimental, quasi-experimental or observational studies, yet we extended its application to other study types in this review. Thus, we elected to report MERSQI subscores while highlighting gaps in the data such that readers might evaluate the overall quality of the evidence using a constructivist/interpretivist approach, in lieu of presenting total scores which align with a more post-positivist approach.

Through MERSQI assessment, we derived assertions for future work: (1) While a single group cross-sectional study design was appropriate during the early phase of the pandemic, more rigorous study designs are now needed; (2) Multi-institution sampling was more prevalent in the PGME review (56.9 vs. 1.8%). UGME should follow PGME's lead and work to break down current institutional silos, focusing more on shared problems and solutions rather than local issues exclusively; (3) Validity evidence for evaluation instrument scores remains a major gap in the current literature. Given valid outcome measures are critical to decision-making that directly impacts learners, future studies occurring in a steady-state of online learning of enhanced bandwidth among educators should prioritize addressing this gap; (4) Finally, the predominance of studies focused on satisfaction/reaction limits the range of conclusions that can be drawn concerning educational effectiveness. Multi-level evaluation will provide more robust efficacy evidence.

The risk of bias in reporting tool has highlighted the need for improved reporting across all domains to facilitate replication of developments. While limited reporting does not necessarily indicate methodological weakness, it tampers



the strength of evidence. Resources, setting, and educational methods were more often reported on than underpinning or content but could benefit from enhanced detail. For example, many articles were given an amber for reporting on technology resources, yet few reported on costs, in terms of financial and human resources, leaving institutions that fund education unclear on needs moving forward. We hypothesize that content reporting in particular may have suffered from restrictions placed on article lengths. Some of the most innovative articles in our sample were brief reports, yet the sparse details make it difficult to build on the evidence base. Thus, we encourage authors and journals to utilize creative means for providing content via supplemental digital appendices or links to online repositories.

Additionally, as educators continue with what began as ERT and continued in a prolonged, uncertain fashion, underpinning theory must return as a priority. Although educators likely had limited cognitive bandwidth, formal training and/or support to incorporate underpinning theory, prior experts have noted a problematic trend of limited explicit description of theory long before the pandemic and have generated corresponding calls to action (Sandars et al. 2015). The use of theories helps educators make informed decisions about design, development and implementation (Torre et al. 2006). The explicit description of theories or conceptual frameworks by authors allows them to justify the reasons for, and provide rigor to the implementation and evaluation of their intervention(s), thereby enhancing transferability of their work (Cleland and Durning 2015). The last decade has seen growing awareness in the Technology Enhanced Learning (TEL) sector of educational theories (especially constructivist and social constructivist theories) (Millwood 2013). Many readily available frameworks (e.g. cognitive load theory by Sweller et al. (2011) and multimedia learning principles by Mayer (2005)) can inform instructional design. Within the context of the ERT demanded by the pandemic, however, many educators took a tools-based approach (focusing on the affordances of technology to pivot a course), and/or a materials-based approach (using the same materials to teach the course regardless of the format), rather than a pedagogy-centered approach that considers educational purpose, desired learning outcomes and context (Rapanta et al. 2020). Effective online learning results from careful, systematic design and planning, yet the time-pressures exerted by the unforeseen and emergent nature of the pandemic dramatically impaired the feasibility of such an approach (Branch and Dousay 2015; Hodges et al. 2020). Instructional design approaches that leverage technology to enhance learning may take more time to be operationalized. Future faculty development efforts should encourage incorporation of underpinning theory and evidence-informed practices into program development.

### **Comparison to prior reviews, literature and the other reviews in the series**

In comparison to the *rapid* review by Gordon et al. (2020) and the *scoping* review by Daniel et al. (2021), which investigated the impact of COVID-19 on medical education broadly, this review offered a narrower focus on the pivot

to online learning in UGME. This allowed for more in-depth reporting on educational formats, instructional methods, and technology utilized; assessment of quality to determine risk of bias; and robust thematic analyses of lessons learned.

Two prior works investigated the pivot to online learning in UGME. Gaur et al. (2020) conducted a literature review that examined the challenges and opportunities faced by medical schools in implementing remote learning for *preclinical teaching* during COVID-19. Although not a systematic review, they did identify several parallel themes. Wilcha (2020) also conducted a brief qualitative review of the application and effectiveness of virtual teaching. This review only spanned May–June 2020. Thus, our review represents the most methodologically rigorous and comprehensive systematic review to date (spanning a full year since COVID began).

This review occurred in parallel with two other reviews currently under review: Khamees et al. focused on the ‘classroom’ to online pivot in PGME and Grafton-Clarke et al. focused on the workplace-based clinical learning pivot across the continuum of medical education. In this triad of reviews, we observed that UGME educators tended to face inward and focus on local needs, with few examples of multi-institutional collaborations. Educators in PGME, however, more commonly collaborated across institutions in an effort to provide regional, national and even global solutions to shared problems. National specialty-specific organizations in PGME facilitated partnerships and contributed to education delivery more heavily than national UGME organizations. These findings highlight an opportunity for UGME educators to follow the lead of those in PGME in leveraging multi-institutional perspectives and resources to lessen the burden on individual educators and institutions.

Another trend noted across the triad of reviews was that the highest impact education journals were largely unrepresented. They clearly contributed to the international dialogue by publishing numerous perspectives, but they published a paucity of research articles. A notable exception was *Medical Education*, though these were almost exclusively brief reports. Several possible explanations exist. For one, the rapidly composed manuscripts may not have met the level of rigor required of the highest impact journals with regard to methodology and detail of reporting. The highest impact journals may also involve a more rigorous review process that generates more rounds of revisions, such that manuscripts detailing relevant educational activities may have remained under review as of December 21, 2020. Moving forward, we urge authors and editorial boards to prioritize publishing high quality research studies, including studies representing extensions of previous pilots that may now have more robust evaluation data to build upon the existing evidence base.

To our knowledge, the UGME and PGME reviews were the first to apply the PICRAT technology integration framework (Kimmons et al. 2020) to examine the extent to which learners engaged with and teachers utilized technology. Unsurprisingly, given the pragmatic approach of educators working in crisis, decisions concerning the level of learner engagement (i.e. passive - interactive - creative) were mostly dictated by the subject matter and learning

objectives. We applaud the number of developments that were ‘interactive’ and encourage educators to now expand the limited body of work describing ‘creative’ developments in order to enhance learner engagement in the future. Teachers most commonly applied technology to ‘replace’ formerly in-person activities. However, UGME educators used technology to ‘amplify’ traditional teaching practices to a far greater extent than in PGME. UGME involves a higher proportion of classroom-based, clinical-skills, and laboratory activities compared to PGME, where the majority of learning occurs through clinical service and direct patient care. This may have driven creativity in UGME, as they had a larger number and wider variety of activities to deliver online. We would encourage educational designers to utilize the PICRAT as a tool for planning technology integration to transform practice in the future, as the rush to find solutions is abating and the time for truly thoughtful design is upon us.

### **Strengths and limitations**

This review had many strengths. Similar to the last review, we completed the work on a rapid timeline without compromising methodological rigor, in large part due to the benefits of a large and relatively experienced team that had already developed content expertise from the prior reviews. The author group represented an international collaboration of medical students, residents, fellows and faculty with expertise in systematic reviews, medical education, online learning, and educational theory. The narrower focus on UGME ‘classroom’ pivots allowed us to complete a thematic analysis for lessons learned, incorporate a technology integration framework novel to systematic reviews (the PICRAT), and conduct quality assessments using both the MERSQI for study methodology and the RAG risk-of-bias reporting tool.

Our review also has inherent limitations. We did not restrict our search to English as our intent was to capture the breadth of international experiences during COVID, however, the use of Google Translate may have resulted in the loss of nuance during the data extraction process. We adopted independent coding and consensus review, however operationalizing the various tools (e.g. PICRAT, MERSQI, RAG) was at times challenging, due to the inherent variability of the core material. The most notable limitation relates to the time frame of this review. The search was completed just one year into the pandemic. While this permits rapid dissemination of important and relevant updates in the field to guide educators as the pandemic continues, we acknowledge the ongoing evolution of the medical education landscape. Original research manuscripts that incorporate more elements of theory and provide more detailed descriptions of educational offerings may be forthcoming and future reviews will be needed to further summarize COVID-19 adaptations. An electronically published ‘living review,’ updated at intervals to reflect the current state of research would be ideal for medical education scholarship related to COVID-19, as well as other areas wherein there is rapid evolution of the evidence base. Research evidence has been estimated to require an average of 17 years to reach clinical practice, highlighting the

need for ongoing evidence synthesis efforts to shorten the knowledge translation gap (Morris et al. 2011).

### **Recommendations for educators moving forward**

This review includes publications from the first year following the onset of the COVID-19 pandemic, during which educators rapidly adapted to minimize disruptions for learners. Of note, the majority of educational developments reviewed self-categorized as online learning rather than ERT. Although only two of the publications mentioned ERT specifically, the timespan reviewed clearly represented one of crisis for the global educational community. Thus, when interpreting the results of this review, one must remain mindful that the standards for successful ERT differ from planned online instruction, in that the expectation for ERT is to provide an adequate, rather than equal or superior, educational experience relative to the standard learning plan (Vollbrecht et al. 2020). ‘The primary objective in these circumstances is not to recreate a robust educational ecosystem but rather to provide temporary access to instruction ... in a manner that is quick to set up and is reliably available during an emergency or crisis’ (Hodges et al. 2020). The educational offerings summarized in this review undoubtedly fulfilled an urgent need to continue learning, but most were not intended as permanent replacements for face-to-face learning. While Kirkpatrick’s outcomes demonstrated that ERT developments were palatable during a crisis and that some knowledge and skill development continued, comparative studies that look at longitudinal outcomes to guide decisions about ‘what’s next’ are currently lacking. As the initial shock of the COVID-19 pandemic wanes and online learning becomes increasingly more accepted as ‘the norm,’ the medical education community must envisage the post-pandemic future; this entails upholding a higher standard of quality for online learning, one that leverages technology to optimize learning, rather than simply maintaining it. Moving forward, we encourage educators to more fully explore technology’s potential to transform learning. We also encourage educators to prioritize studies that provide answers to the questions of what is desirable, sustainable, and effective long term.

### **Conclusions**

As the dust settles, the findings of this review can provide insights into which aspects of online learning will likely persist in a post-pandemic world:

- Didactics achieve reasonable levels of learner engagement and thus might persist online.
- Small groups promote active and engaged learning virtually, but fostering community and connection amongst faculty and peers is more challenging, thus the choice of format should be aligned with the local context and program objectives.
- Clinical skills (most notably, physical exam skills), procedural skills, and laboratory practices (e.g. anatomy dissections) are the most challenging to teach remotely, and should be prioritized to return to face-to-face instruction as soon as possible.

As educators develop and report on additional online educational developments in UGME, this review offers educators the following practical guidance:

- Leverage available expertise by forming a robust team of educational experts, instructional designers, faculty developers and other stakeholders.
- Utilize technology as an affordance for contextualized educational development, as a means to an end, to enhance learning.
- Design interventions on a foundation of theory and incorporate evidence-informed educational practices.
- Describe the content, setting and educational methods robustly to promote transferability.
- Report the development in detail, including time, cost, human and material resources, to allow for replicability by others.

In sum, UGME educators rose to the challenges presented by the COVID-19 pandemic and rapidly pivoted traditionally face-to-face classroom activities to the online environment. The use of synchronous and asynchronous formats encouraged both virtual engagement and interactivity, while providing opportunities for more flexible, self-directed learning. Although technology's potential to transform learning is not yet fully realized, this review summarized a number of novel solutions that can form the foundation for future learning in a post-pandemic world. As we transition from emergency remote learning and publications aimed at rapid dissemination, educators must underpin developments with theory, focus on improving study methodology, evaluate additional outcomes, and provide details across all elements to support replication.

## Acknowledgments

The authors would like to express their appreciation to Whitney Townsend for her expertise developing the search strategy and assistance running the database search. The authors would also like to express appreciation to Laura Stojan for her computer expertise.

## Disclosure statement

The authors report no conflicts of interest. The authors alone are responsible for the content and writing of the article.

## Funding

The author(s) reported there is no funding associated with the work featured in this article.

## Notes on contributors

**Jennifer N. Stojan**, MD, MHPE, is an Associate Professor of Internal Medicine and Pediatrics at the University of Michigan Medical School in Ann Arbor, Michigan, USA.

**Mary Haas**, MD, MHPE, is Assistant Residency Program Director and Clinical Instructor, Department of Emergency Medicine, University of Michigan Medical School, Ann Arbor, MI.

**Satid Thammasitboon**, MD, MHPE, is a Director of the Center for Research, Innovation and Scholarship in Medical Education (CRIS), Co-Director of a BEME International Collaborating Centre, and Associate

Professor of Pediatric Critical Care Medicine at Texas Children's Hospital, Houston, Texas, USA.

**Lina Lander**, ScD is an Associate Professor, Family Medicine and Public Health and Associate Dean, Education Technology, Innovation and Assessment at the University of California, San Diego, School of Medicine, La Jolla, California, USA.

**Sean J. Evans**, MD is a Clinical Professor of Neurosciences and Associate Dean for Undergraduate Medical Education at the University of California, San Diego, School of Medicine, La Jolla, California, USA.

**Cameron Pawlik**, BS, is a first-year medical student at the University of Michigan Medical School, Ann Arbor, Michigan, USA.

**Teresa Pawlikowska**, MB BS, PhD FRCPI, is Foundation Director of The Health Professions Education Centre (HPEC) which is also a BEME International Collaborating Centre, RCSI University of Medicine and Health Sciences, Dublin, Ireland.

**Madelyn Lew**, MD, is an Associate Professor of Pathology and Director of Medical School Pathology Education Curriculum at the University of Michigan Medical School in Ann Arbor, Michigan, USA.

**Deena Khamees**, MD, is an Assistant Professor of Emergency Medicine, McGovern Medical School, university of Texas Health Science Center, Houston, TX, USA.

**William Peterson**, MD, is a Director of Emergency Medicine Residency Preparatory Course, Assistant Clerkship Director, and an Assistant Professor of Emergency Medicine, Department of Emergency Medicine, University of Michigan Medical School, Ann Arbor, MI.

**Ahmad Hider**, MPhil, is a second-year medical student at the University of Michigan Medical School, Ann Arbor, Michigan, USA.

**Ciaran Grafton-Clarke**, MBChB, is a Clinical Education Fellow at University Hospitals of Leicester, UK, and Honorary Fellow at the University of Leicester, UK.

**Hussein Uraiby**, MBChB, PGCert, FHEA is a Specialty Trainee in Histopathology and a Clinical Education Fellow at the University Hospitals of Leicester NHS Trust.

**Morris Gordon**, MBChB, PHD, MMed, is Cochrane Coordinating Editor, Chair of the BEME Executive Committee, and a Professor of Evidence Synthesis and Systematic Review, University of Central Lancashire, Preston, UK.

**Michelle Daniel**, MD, MHPE, is Chair of the BEME Review Committee, Associate Editor for Medical Teacher, and Vice Dean for Medical Education and Clinical Professor of Emergency Medicine at the University of California, San Diego School of Medicine, La Jolla, California, USA.

## ORCID

Jennifer Stojan  <http://orcid.org/0000-0002-7743-8014>

Deena Khamees  <http://orcid.org/0000-0002-2262-9964>

Ciaran Grafton-Clarke  <http://orcid.org/0000-0002-8537-0806>

Michelle Daniel  <http://orcid.org/0000-0001-8961-7119>

## References

- Alkhowailed MS, Rasheed Z, Shariq A, Elzainy A, El Sadik A, Alkhamiss A, Alsolai AM, Alduraibi SK, Alduraibi A, Alamro A, et al. 2020. Digitalization plan in medical education during COVID-19 lockdown. *Inform Med Unlocked*. 20:100432.
- Allen WC. 2006. Overview and evolution of the ADDIE training system. *Advan Develop Human Resources*. 8(4):430–441.
- Bramer WM, Giustini D, de Jonge GB, Holland L, Bekhuis T. 2016. De-duplication of database search results for systematic reviews in EndNote. *J Med Libr Assoc*. 104(3):240–243.
- Branch RM, Dousay TA. 2015. Survey of instructional design models. Bloomington (IN): Association for Educational Communications and Technology (AECT).

- Burns R, Wenger J. 2020. A remotely conducted paediatric bootcamp for fourth-year medical students. *Med Educ.* 54(7):668–669.
- Chandrasinghe PC, Siriwardana RC, Kumarage SK, Munasinghe BNL, Weerasuriya A, Tillakaratne S, Pinto D, Gunathilake B, Fernando FR. 2020. A novel structure for online surgical undergraduate teaching during the COVID-19 pandemic. *BMC Med Educ.* 20(1):324.
- Chen BY, Kern DE, Kearns RM, Thomas PA, Hughes MT, Tackett S. 2019. From modules to MOOCs: application of the six-step approach to online curriculum development for medical education. *Acad Med.* 94(5):678–685.
- Chen CH, Mullen AJ. 2020. COVID-19 can catalyze the modernization of medical education. *JMIR Med Educ.* 6(1):e19725.
- Clark JM, Sanders S, Carter M, Honeyman D, Cleo G, Auld Y, Booth D, Condron P, Dalais C, Bateup S, et al. 2020. Improving the translation of search strategies using the Polyglot Search Translator: a randomized controlled trial. *J Med Libr Assoc.* 108(2):195–207.
- Clarke V, Braun V. 2013. Teaching thematic analysis: overcoming challenges and developing strategies for effective learning. *The Psychologist.* 26(2):120–123. <http://eprints.uwe.ac.uk/21155>.
- Cleland J, Durning SJ. 2015. *Researching medical education.* West Sussex (UK): John Wiley & Sons.
- Clemmons K, Boehme K, Cannon M, Graham J, Lipschitz R. 2020. Building up while shutting down: an academic health system educational response to the COVID-19 pandemic. *MedEdPublish.* 9(1):165.
- Co M, Chu KM. 2020. Distant surgical teaching during COVID-19 – a pilot study on final year medical students. *Surg Pract.* 24(3):105–109.
- Coiado OC, Yodh J, Galvez R, Ahmad K. 2020. How COVID-19 transformed problem-based learning at carle illinois college of medicine. *Med Sci Educ.* 2020:1–2.
- Cook DA, Beckman TJ, Bordage G. 2007a. A systematic review of titles and abstracts of experimental studies in medical education: many informative elements missing. *Med Educ.* 41(11):1074–1081.
- Cook DA, Beckman TJ, Bordage G. 2007b. Quality of reporting of experimental studies in medical education: a systematic review. *Med Educ.* 41(8):737–745.
- Cook DA, Bordage G, Schmidt HG. 2008. Description, justification and clarification: a framework for classifying the purposes of research in medical education. *Med Educ.* 42(2):128–133.
- Cook DA, Levinson AJ, Garside S. 2011. Method and reporting quality in health professions education research: a systematic review. *Med Educ.* 45(3):227–238.
- Cook DA, Reed DA. 2015. Appraising the quality of medical education research methods: the medical education research study quality instrument and the Newcastle-Ottawa Scale-Education. *Acad Med.* 90(8):1067–1076.
- Cuschieri S, Calleja Agius J. 2020. Spotlight on the shift to remote anatomical teaching during COVID-19 pandemic: perspectives and experiences from the University of Malta. *Anat Sci Educ.* 13(6):671–679.
- Daniel M, Gordon M, Patricio M, Hider A, Pawlik C, Bhagdev R, Ahmad S, Alston S, Park S, Pawlikowska T, et al. 2021. An update on developments in medical education in response to the COVID-19 pandemic: A BEME scoping review: BEME guide no. 64. *Med Teach.* 43(3):253–271.
- Emanuel EJ. 2020. The inevitable reimagining of medical education. *JAMA.* 323(12):1127.
- Fatani TH. 2020. Student satisfaction with videoconferencing teaching quality during the COVID-19 pandemic. *BMC Med Educ.* 20(1):396.
- Gaber DA, Shehata MH, Amin HAA. 2020. Online team-based learning sessions as interactive methodologies during the pandemic. *Med Educ.* 54(7):666–667.
- Garg M, Eniasivam A, Satterfield J, Norton B, Austin E, Dohan D. 2020. Rapid transition of a preclinical health systems science and social justice course to remote learning in the time of coronavirus. *Med Educ Online.* 25(1):1812225.
- Gaur U, Majumder MAA, Sa B, Sarkar S, Williams A, Singh K. 2020. Challenges and opportunities of preclinical medical education: COVID-19 crisis and beyond. *SN Compr Clin Med.* 2020:1–6.
- Geha R, Dhaliwal G. 2020. Pilot virtual clerkship curriculum during the COVID-19 pandemic: podcasts, peers and problem-solving. *Med Educ.* 54(9):855–856.
- Gill D, Whitehead C, Wondimagegn D. 2020. Challenges to medical education at a time of physical distancing. *Lancet.* 396(10244):77–79.
- Gordon M, Hill E, Stojan J, Daniel M. 2018. Educational interventions to improve handover in health care: an updated systematic review. *Acad Med.* 93(8):1234–1244.
- Gordon M, Daniel M, Patricio M. 2019. What do we mean by ‘systematic’ in health education systematic reviews and why it matters!! *Med Teach.* 41(8):956–957.
- Gordon M, Farnan J, Grafton-Clarke C, Ahmed R, Gurbutt D, McLachlan J, Daniel M. 2019. Non-technical skills assessments in undergraduate medical education: a focused BEME systematic review: BEME Guide No. 54. *Med Teach.* 41(7):732–745.
- Gordon M, Gibbs T. 2014. STORIES statement: publication standards for healthcare education evidence synthesis. *BMC Med.* 12(1):143.
- Gordon M, Patricio M, Horne L, Muston A, Alston S, Pammi M, Thammasitboon S, Park S, Pawlikowska T, Rees E, et al. 2020. Developments in medical education in response to the COVID-19 pandemic: a rapid BEME systematic review: BEME Guide No. 63. *Med Teach.* 42(11):1202–1215.
- Hammick M, Dornan T, Steinert Y. 2010. Conducting a best evidence systematic review. Part 1: from idea to data coding. *BEME Guide No. 13. Med Teach.* 32(1):3–15.
- Hodges C, Moore S, Lockee B, Trust T, Bond A. 2020. The difference between emergency remote teaching and online learning. *Educause Review.* <https://er.educause.edu/articles/2020/3/the-difference-between-emergency-remote-teaching-and-online-learning>.
- Howley L, Szauter K, Perkowski L, Clifton M, McNaughton N. 2008. Quality of standardised patient research reports in the medical education literature: review and recommendations. *Med Educ.* 42(4):350–358.
- Hrastinski S. 2008. Asynchronous & synchronous E-Learning. *Educause Review.* 31(4):5. <http://www.educause.edu/EDUCAUSE+Quarterly/EDUCAUSEQuarterlyMagazineVolume/AsynchronousandSynchronous-ELeal163445>.
- Iqbal MZ, Alradhi HI, Alhumaidi AA, Alshaikh KH, AIObaid AM, Alhashim MT, Alsheikh MH. 2020. Telegram as a tool to supplement online medical education during COVID-19 crisis. *Acta Inform Med.* 28(2):94–97.
- Jeong L, Smith Z, Longino A, Merel SE, McDonough K. 2020. Virtual peer teaching during the COVID-19 pandemic. *Med Sci Educ.* 9:1–2. <https://doi.org/10.1007/s40670-020-01065-1>.
- Jones TA, Vidal G, Taylor C. 2020. Interprofessional education during the COVID-19 pandemic: finding the good in a bad situation. *J Interprof Care.* 34(5):633–646.
- Joseph JP, Joseph AO, Conn G, Ahsan E, Jackson R, Kinnear J. 2020. COVID-19 pandemic-medical education adaptations: the power of students, staff and technology. *Med Sci Educ.* 2020:1–2.
- Jumat MR, Wong P, Foo KX, Lee ICJ, Goh SPL, Ganapathy S, Tan TY, Loh AHL, Yeo YC, Chao Y, et al. 2020. From trial to implementation, bringing team-based learning online-Duke-NUS medical school’s response to the COVID-19 pandemic. *Med Sci Educ.* 2020:1–6.
- Khalil R, Mansour AE, Fadda WA, Almisnid K, Aldamegh M, Al-Nafeesah A, Alkhalifah A, Al-Wutayd O. 2020. The sudden transition to synchronized online learning during the COVID-19 pandemic in Saudi Arabia: a qualitative study exploring medical students’ perspectives. *BMC Med Educ.* 20(1):285.
- Kim JW, Myung SJ, Yoon HB, Moon SH, Ryu H, Yim JJ. 2020. How medical education survives and evolves during COVID-19: our experience and future direction. *PLoS One.* 15(12):e0243958.
- Kimmons R, Graham CR, West RE. 2020. The PICRAT model for technology integration in teacher preparation. *Contemp Issu Technol Educ.* 20(1):176–198. <https://citejournal.org/volume-20/issue-1-20/general/the-picrat-model-for-technology-integration-in-teacher-preparation>.
- Kirkpatrick JD, Kirkpatrick WL. 2016. *Four levels of training evaluation.* East Peoria (IL). Versa Press, Inc.
- Laksov KB, Dornan T, Teunissen PW. 2017. Making theory explicit – an analysis of how medical education research(ers) describe how they connect to theory. *BMC Med Educ.* 17(1):18–19.
- Lapane KL, Dube CE. 2021. Rigor and reproducibility training for first year medical students in research pathways. *Clin Transl Sci.* 14(3):1026–1036.
- Liang S, Taylor LN, Hasan R. 2020. Student-led adaptation of improvement science learning during the COVID-19 pandemic. *PRIMER.* 4:20.
- Mahima SM, Sasirekha M, Leonoline EJ, Vajjayanthimala P. 2020. Perception of undergraduate medical and dental students towards

- learning anatomy in google classroom. *Indian J Public Health Res Dev.* 11(10):18–25.
- Mann K, Dornan T, Teunissen PW. 2011. Perspectives on learning. In: Dornan T, Mann K, Scherpbier A, Spencer J, editors. *Medical education: theory and practice.* New York (NY): Elsevier; p. 17–38.
- Martinez L, Holley A, Brown S, Abid A. 2020. Addressing the rapidly increasing need for telemedicine education for future physicians. *PRiMER.* 4:16.
- Masters K. 2021. They Shoot Horses, Don't They? A warning to medical schools about medical teacher burnout during COVID-19. *MedEdPublish.* 10(1):47.
- Mayer RE. 2005. Introduction to multimedia learning & cognitive theory of multimedia learning. In: *The Cambridge handbook of multimedia learning.* Cambridge (MA): Cambridge University Press; p. 1–48.
- McHugh ML. 2012. Interrater reliability: the kappa statistic. *Biochem Med.* 22(3):276–282.
- Means B, Toyama Y, Murphy R, Bakia M, Jones K. 2009. Evaluation of evidence-based practices in online learning: a meta-analysis and review of online learning studies. Washington (DC): US Department of Education, Office of Planning, Evaluation, and Policy Development.
- Mendez-Reguera A, Lopez Cabrera MV. 2020. Engaging my Gen Z class: teaching with memes. *Med Sci Educ.* 2020:1–2.
- Millwood R. 2013. Learning theories map. Holistic Approach to Technology Enhanced Learning (HoTEL). [accessed 2021 Feb 25]. <http://hotel-project.eu/content/learning-theories-map-richard-millwood>.
- Mohos A, Mester L, Barabás K, Nagyvári P, Kelemen O. 2020. Orvosbeteg kommunikációs gyakorlat szimulált pácienssel a koronavírus-járvány idején. (A COVID-19-pandémia orvosszakmai kérdései) [Doctor-patient communication training with simulated patient during the coronavirus pandemic]. *Orv Hetil.* 161(33):1355–1362.
- Moro C, Stromberga Z. 2020. Enhancing variety through gamified, interactive learning experiences. *Med Educ.* 54(12):1180–1181.
- Morris ZS, Wooding S, Grant J. 2011. The answer is 17 years, what is the question: understanding time lags in translational research. *J R Soc Med.* 104(12):510–520.
- Naidoo N, Akhras A, Banerjee Y. 2020. Confronting the challenges of anatomy education in a competency-based medical curriculum during normal and unprecedented times (COVID-19 Pandemic): pedagogical framework development and implementation. *JMIR Med Educ.* 6(2):e21701.
- Newcomb AB, Duval M, Bachman SL, Mohess D, Dort J, Kapadia MR. 2021. Building rapport and earning the surgical patient's trust in the era of social distancing: teaching patient-centered communication during video conference encounters to medical students. *J Surg Educ.* 7204(20):30211–30217.
- Parker EU, Chang O, Koch L. 2020. Remote anatomic pathology medical student education in Washington State. *Am J Clin Pathol.* 154(5):585–591.
- Prasad N, Fernando S, Willey S, Davey K, Kent F, Malhotra A, Kumar A. 2020. Online interprofessional simulation for undergraduate health professional students during the COVID-19 pandemic. *J Interprof Care.* 34(5):706–710.
- Price EG, Beach MC, Gary TL, Robinson KA, Gozu A, Palacio A, Smarth C, Jenckes M, Feuerstein C, Bass EB, et al. 2005. A systematic review of the methodological rigor of studies evaluating cultural competence training of health professionals. *Acad Med.* 80(6):578–586.
- Rapanta C, Botturi L, Goodyear P, Guàrdia L, Koole M. 2020. Online University teaching during and after the COVID-19 crisis: refocusing teacher presence and learning activity. *Postdigit Sci Educ.* 2(3): 923–945.
- Ratanawongsa N, Thomas PA, Marinopoulos SS, Dorman T, Wilson LM, Ashar BH, Magaziner JL, Miller RG, Prokopowicz GP, Qayyum R, et al. 2008. The reported validity and reliability of methods for evaluating continuing medical education: a systematic review. *Acad Med.* 83(3):274–283.
- Reed D, Price E, Windish D, Wright S, Gozu A, Hsu E, Beach M, Kern D, Bass E. 2005. Challenges in systematic reviews of educational intervention studies. *Ann Intern Med.* 142(12 Pt 2):1080–1099.
- Reed DA, Cook DA, Beckman TJ, Levine RB, Kern DE, Wright SM. 2007. Association between funding and quality of published medical education research. *JAMA.* 298(9):1002–1009.
- Rehman R, Fatima SS. 2020. An innovation in Flipped Class Room: a teaching model to facilitate synchronous and asynchronous learning during a pandemic. *Pak J Med Sci.* 37(1):131–136.
- Robertson B, McDermott C, Star J, Lewin LO, Spell N. 2021. Synchronous virtual interprofessional education focused on discharge planning. *J Interprof Educ Pract.* 22:100388.
- Rosasco J, Hanson Z, Kramer J, Steele L, Beachy B, Gothard MD, Ahmed R, McCarroll ML. 2020. A randomized study using telepresence robots for behavioral health in interprofessional practice and education. *Telemed J E Health.* 27(7):755–762.
- Rosenberg M. 2001. E-Learning: strategies for delivering knowledge in the digital age. New York: McGraw-Hill.
- Roy H, Ray K, Saha S, Ghosal AK. 2020. A study on students' perceptions for online zoom-app based flipped class sessions on anatomy organised during the lockdown period of COVID-19. *J Clin Diag Res.* 14(6):AC01–04.
- Rucker J, Steele S, Zumwalt J, Bray N. 2020. Utilizing zoom breakout rooms to expose preclerkship medical students to TeleMedicine encounters. *Med Sci Educ.* 2020:1–2.
- Ruiz JG, Mintzer MJ, Leipzig RM. 2006. The Impact of E-Learning in Medical Education. *Acad Med.* 81(3):207–212.
- Rutledge C, Hawkins EJ, Bordelon M, Gustin TS. 2020. Telehealth Education: an Interprofessional online immersion experience in response to COVID-19. *J Nurs Educ.* 59(10):570–576.
- Sa-Couto C, Nicolau A. 2020. How to use telesimulation to reduce COVID-19 training challenges: a recipe with free online tools and a bit of imagination. *MedEdPublish.* 9(1):129.
- Sandars J, Patel RS, Goh PS, Kokatailo PK, Lafferty N. 2015. The importance of educational theories for facilitating learning when using technology in medical education. *Med Teach.* 37(11):1039–1042.
- Schlégl ÁT, Pintér Z, Kovács A, Kopjár E, Varga P, Kardos D, Gasz B, Füzesi Z. 2020. Teaching basic surgical skills using homemade tools in response to COVID-19. *Acad Med.* 95(11):e7.
- Selwyn N. 2010. Looking beyond learning: notes towards the critical study of educational technology. *J Comput Assist Learn.* 26(1):65–73.
- Shahrini B, Baxter SL, Coffey CS, MacDonald BV, Lander L. 2020. Pre-clinical remote undergraduate medical education during the COVID-19 pandemic: a survey study. *Res Sq.* 2020:1–39.
- Sharma S, Ray A, Sadasivam B. 2020. Adaptations in teaching modalities for medical undergraduates in response to coronavirus disease 2019 at a single teaching institute in India. *Korean J Med Educ.* 32(4):291–295.
- Singal A, Bansal A, Chaudhary P, Singh H, Patra A. 2021. Anatomy education of medical and dental students during COVID-19 pandemic: a reality check. *Surg Radiol Anat.* 43(4):515–521.
- Singh K, Srivastav S, Bhardwaj A, Dixit A, Misra S. 2020. Medical education during the COVID-19 pandemic: a single institution experience. *Indian Pediatr.* 57(7):678–679.
- Spaletta P, Sigal AR, Gelpi RJ, Alves de Lima A. 2020. Implementation of a virtual rotation in Cardiology in times of COVID-19. *Medicina.* 80(5):587–588.
- Srinivasan DK. 2020. Medical students' perceptions and an anatomy teacher's personal experience using an e-Learning platform for tutorials during the COVID-19 crisis. *Anat Sci Educ.* 13(3):318–319.
- Steehler AJ, Pettitt-Schieber B, Studer MB, Mahendran G, Pettitt BJ, Henriquez OA. 2021. Implementation and evaluation of a virtual elective in otolaryngology in the time of COVID-19. *Otolaryngol Head Neck Surg.* 164(3):556–561.
- Sterne JA, Hernán MA, Reeves BC, Savović J, Berkman ND, Viswanathan M, Henry D, Altman DG, Ansari MT, Boutron I, et al. 2016. ROBINS-I: a tool for assessing risk of bias in non-randomised studies of interventions. *BMJ.* 355:i4919.
- Sud R, Sharma P, Budhwar V, Khanduja S. 2020. Undergraduate ophthalmology teaching in COVID-19 times: students' perspective and feedback. *Indian J Ophthalmol.* 68(7):1490–1491.
- Sudhir M, Mascarenhas S, Isaac J, Alfroukh J, Abdul Rahuman S. 2020. Adapting to the need of the hour: communication skills simulation session using an online platform during COVID-19. *MedEdPublish.* 9(1):3048.
- Sweller J, Ayres P, Kalyuga P. 2011. *Cognitive load theory.* New York (NY): Springer-Verlag.
- Tan J, Lee Y, Tan L, Cheong Y, Nyo Y. 2020. The conduct of paediatric surgery collaborative learning cases via an online platform during the COVID-19 outbreak: challenges and lessons learnt. *MedEdPublish.* 9(1):261.

- Tang B, Coret A, Qureshi A, Barron H, Ayala AP, Law M. 2018. Online lectures in undergraduate medical education: scoping review. *JMIR Med Educ.* 4(1):e11.
- Taylor DC, Hamdy H. 2013. Adult learning theories: implications for learning and teaching in medical education: AMEE Guide No. 83. *Med Teach.* 35(11):e1561–e1572.
- Thum DiCesare JA, Segar DJ, Donoho D, Radwanski R, Zada G, Yang I. 2020. Democratizing access to neurosurgical medical education: National efforts in a medical student training camp during coronavirus disease 2019. *World Neurosurg.* 144:e237–e243.
- Torre DM, Daley BJ, Sebastian JL, Elnicki DM. 2006. Overview of current learning theories for medical educators. *Am J Med.* 119(10): 903–907.
- Vala NH, Vachhani MV, Sorani AM. 2020. Study of evaluation of E-learning classes among medical students during COVID-19 pandemic phase in Jamnagar city. *Natl J Physiol Pharm Pharmacol.* 10(0):1–1042.
- Verma A, Verma S, Garg P, Godara R. 2020. Online teaching during COVID-19: perception of medical undergraduate students. *Indian J Surg.* 82(3):299–300.
- Vollbrecht PJ, Porter-Stransky KA, Lackey-Cornelison WL. 2020. Lessons learned while creating an effective emergency remote learning environment for students during the COVID-19 pandemic. *Adv Physiol Educ.* 44(4):722–725.
- Walton R, Greenberg A, Ehlike D, Solá O. 2020. Development of a health policy elective for medical students during the COVID-19 pandemic: a pilot study. *PRIMER.* 4:29.
- Wentling T, Waight C, Gallaher J, La Fleur J, Wang C, Kanfer A. 2000. E-Learning: a review of literature. Urbana-Champaign (IL): University of Illinois National Center for Supercomputer Applications (NCSA).
- Wilcha RJ. 2020. Effectiveness of virtual medical teaching during the COVID-19 crisis: systematic review. *JMIR Med Educ.* 6(2):e20963.
- Wintraub L, Xie M, Issa M, Jeyakumar Y, Nelms M, Sharma D, Teitelbaum D, Otremba M, Sirianni G, Nyhof-Young J, et al. 2020. Wearable technology and live video conferencing: the development of an affordable virtual teaching platform to enhance clinical skills education during the COVID-19 pandemic. *Can Med Educ J.* 11(5): e121–e125.
- Wish-Baratz S, Crofton AR, Gutierrez J, Henninger E, Griswold MA. 2020. Assessment of mixed-reality technology use in remote online anatomy education. *JAMA Netw Open.* 3(9):e2016271.
- Wolf FM. 2004. Methodological quality, evidence, and research in medical education (RIME). *Acad Med.* 79 (Suppl 10):68–69.
- Worthington T. 2013. Synchronizing asynchronous learning. Collections: Australian National University Digital. <http://dx.doi.org/10.1109/ICCSE.2013.6553983>.
- Yardley S, Dornan T. 2012. Kirkpatrick's levels and education 'evidence'. *Med Educ.* 46(1):97–106. PMID: 22150201.
- Zhang Q, He YJ, Zhu YH, Dai MC, Pan MM, Wu JQ, Zhang X, Gu YE, Wang FF, Xu XR, et al. 2020. The evaluation of online course of Traditional Chinese Medicine for MBBS international students during the COVID-19 epidemic period. *Integr Med Res.* 9(3):100449.